System
DW - AL

Stand: 12/2019

BESCHREIBUNG
Doppelwandige, druckdichte Systemabgasanlage aus Edelstahl

MATERIAL
Innen: 1.4404 (316L)/1.4571 (316Ti)
Außen: 1.4301 (304)
Weitere auf Anfrage

OBERFLÄCHE
Hochglanz

Auf Anfrage: matt +15%, lackiert: reduzierter Rabatt (siehe Konditionsvereinbarung), gebürstet +15%, Kupfer +55%
Bei Wechsel von DW-FU auf Kupfer benötigen Sie den Übergang DW1607.
(Ersatzfarbe zum Ausbessern muss ausdrücklich mitbestellt werden. Code: LACK-DOSE, 16,50 € netto pro 400 ml Dose)

WANDSTÄRKE
Innen/Außen je 0,6 mm
Weitere auf Anfrage

INNENDURCHMESSER
80 - 600 mm
Weitere auf Anfrage bis 1200 mm
Kupfer ist nur in Ø 80, 100, 115, 130, 150, 160, 180, 200, 225, 250 und 300 mm erhältlich

DÄMMUNG
Mineralische Dämmung mit 32,5 mm Dicke,
Dämmung 50 mm gegen Aufpreis möglich

VERBINDUNG
Steckverbindung Muffe/Sicke mit innenliegender Spezialdichtung und außenliegendem Klemmband

KLEMMBAND
Inklusive

DICHTUNG
Dichtungsvarianten:
EPDM-Dichtung: A = beigelegt, B = eingelegt, C = eingeklebt (EPDM nicht möglich bei Ø 225 mm / 450 –600 mm)
Silikon-Dichtung D = beigelegt, E = eingelegt, F = eingeklebt

EIGENSCHAFTEN
- DW-FU Basisteile werden durch Einlegen einer Dichtung in eine eingeformte Sicke überdruckdicht
- Zusätzliche, spezielle DW-AL Ergänzungsbauteile im Angebot
- Feuchteunempfindlich

EINSATZBEREICHE
- Regelfeuerstätten für Öl, Gas
- Brennwertgeräte

CE-ZERTIFIKATSNUMMERN
0036 CPR 9174 003

CE-KLASSIFIZIERUNGEN NACH DIN EN 1856 - 1
T120 - N1 - W - V2 - L50060 - O00 (mit EPDM-Dichtung)
T120 - P1 - W - V2 - L50060 - O00 (mit EPDM-Dichtung)
T200 - N1 - W - V2 - L50060 - O00 (mit Silikon-Dichtung)
T200 - P1 - W - V2 - L50060 - O00 (mit Silikon-Dichtung)

VERBINDUNGSLEITUNG

CE-ZERTIFIKATSNUMMER
0036 CPR 9174 050

CE-KLASSIFIZIERUNGEN NACH DIN EN 1856-2
T120 - P1 - W - V2 - L50060 - O00M (mit EPDM-Dichtung)
T120 - N1 - W - V2 - L50060 - O00M (mit EPDM-Dichtung)
T200 - P1 - W - V2 - L50060 - O00M (mit Silikon-Dichtung)
T200 - N1 - W - V2 - L50060 - O00M (mit Silikon-Dichtung)

DW01

Konsolbleche verstellbar von 50-150mm

für Ø	Code	A	B	C	D	E	F	G	n	kg
080	DW01080			500	255	18.5			5	2.4
100	DW01100			500	255	18.5			5	2.4
115	DW01115			500	255	18.5			5	2.4
130	DW01130			500	265	18.5			5	2.5
150	DW01150			535	285	18.5			5	2.8
160	DW01160			535	285	18.5			5	2.8
180	DW01180			565	315	18.5			6	3.2
200	DW01200			565	335	18.5			6	3.3
225	DW01225			565	335	18.5			6	3.3
250	DW01250			615	385	18.5			7	4
300	DW01300			615	435	18.5			8	4.4
350	DW01350			665	485	18.5			9	5.2
400	DW01400			665	535	18.5			10	5.6
450	DW01450			715	585	18.5			12	6.5
500	DW01500			715	635	18.5			13	9.2
600	DW01600			765	735	18.5			15	11.1

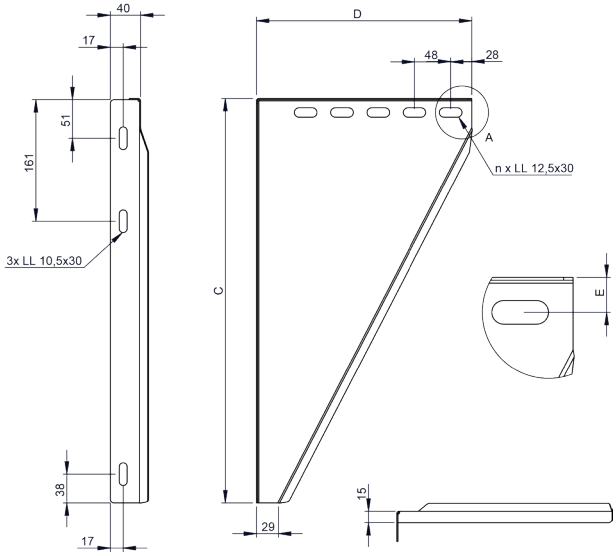

DW02

Konsolbleche verstellbar von 150-250mm

für Ø	Code	A	B	C	D	E	F	G	n	kg
080	DW02080			500	365	18.5			7	3.2
100	DW02100			500	365	18.5			7	3.2
115	DW02115			500	365	18.5			7	3.2
130	DW02130			500	365	18.5			7	3.2
150	DW02150			535	385	18.5			7	3.5
160	DW02160			535	385	18.5			7	3.5
180	DW02180			565	415	18.5			8	3.9
200	DW02200			615	435	18.5			8	4.4
225	DW02225			615	435	18.5			8	4.4
250	DW02250			615	485	18.5			9	4.8
300	DW02300			615	535	18.5			10	5.5
350	DW02350			665	585	18.5			11	8
400	DW02400			665	635	18.5			12	8.6
450	DW02450			715	685	18.5			14	9.8
500	DW02500			765	735	18.5			14	11.1
600	DW02600			865	835	18.5			17	14

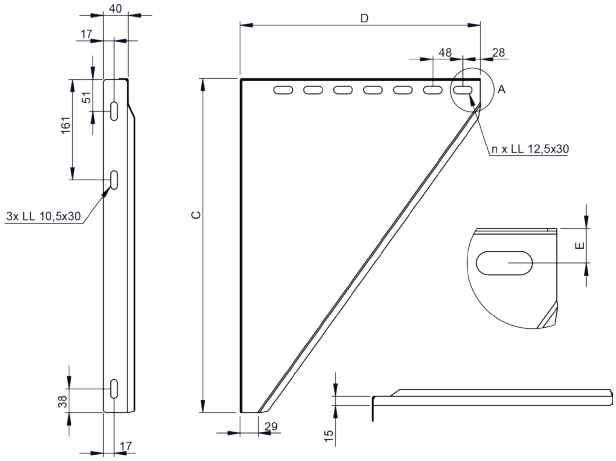

DW49

Konsolbleche verstellbar von 250-360mm

für Ø	Code	A	B	C	D	E	F	G	n	kg
080	DW49080			600	475	18.5			9	4.6
100	DW49100			600	475	18.5			9	4.6
115	DW49115			600	475	18.5			9	4.6
130	DW49130			600	475	18.5			9	4.6
150	DW49150			635	495	18.5			9	5.1
160	DW49160			635	495	18.5			9	5.5
180	DW49180			665	525	18.5			10	5.5
200	DW49200			665	545	18.5			11	5.7
225	DW49225			665	545	18.5			11	5.7
250	DW49250			715	595	18.5			12	6.6
300	DW49300			715	645	18.5			13	7
350	DW49350			765	695	18.5			14	8

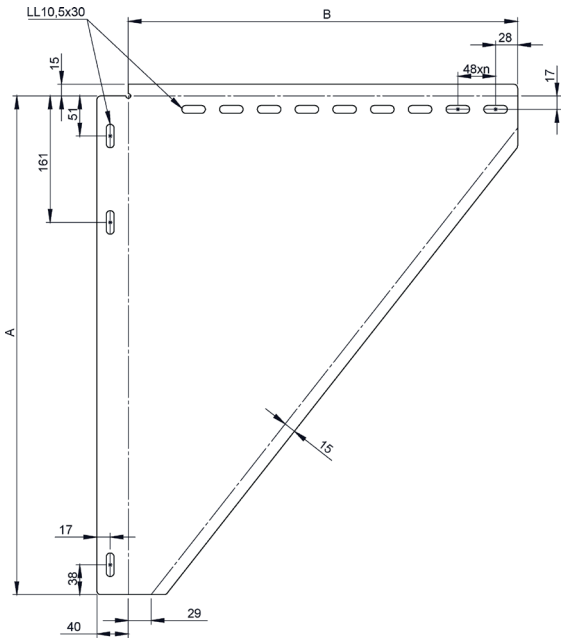

DW391

Wandstütze & Querträger Typ I 350mm

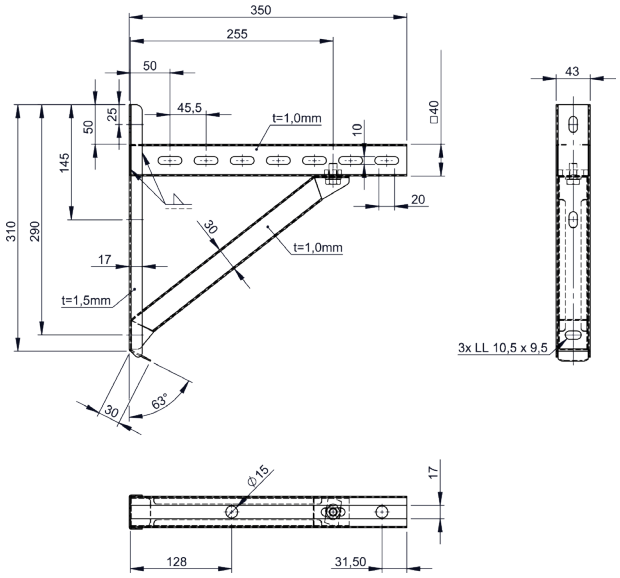

DW392

Wandstütze & Querträger Typ II 500mm

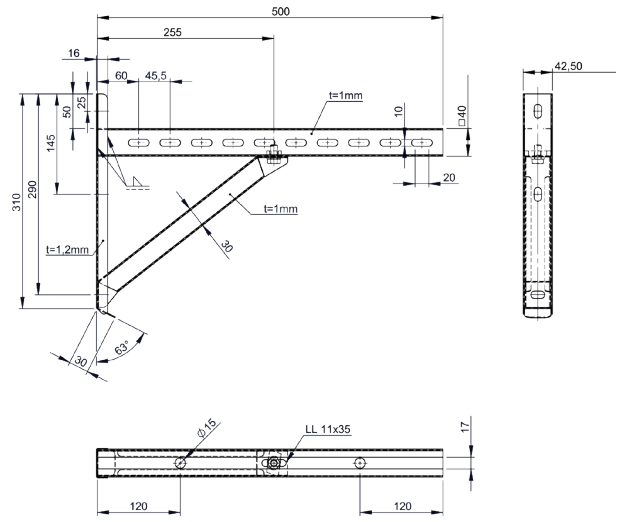

DW393

Wandstütze & Querträger Typ III 750mm

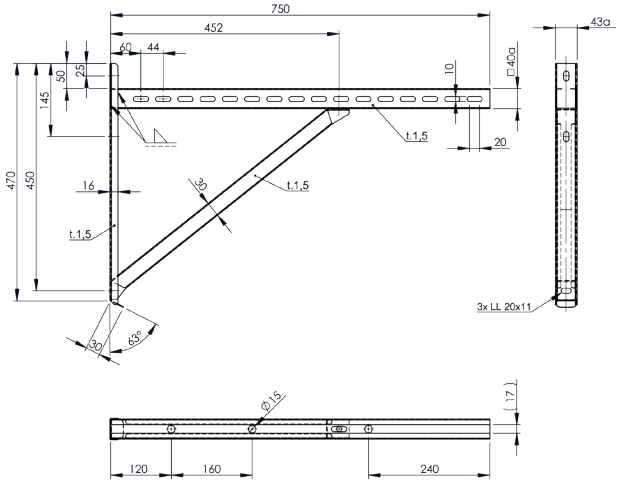

DW407

Wandstütze & Querträger Typ IV 1030mm

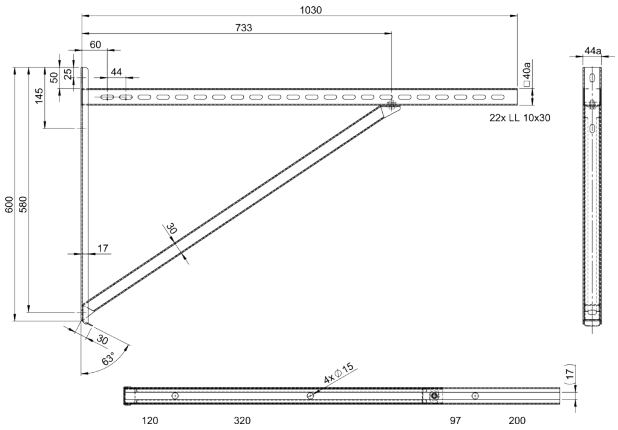

DWAL...03

Teleskopstütze 250-690mm inklusive Teleskop-kopf mit Ablauf seitlich

Ø	Code	A	B	C	D	E	F	G	H	kg
080	DWALD03080	080	145	185	212					3.9
100	DWALD03100	100	165	205	232					4.5
115	DWALD03115	115	180	220	247					5
130	DWALD03130	130	195	235	262					5.5
150	DWALD03150	150	215	255	282					6.2
160	DWALD03160	160	225	265	292					6.5
180	DWALD03180	180	245	285	312					7.2
200	DWALD03200	200	265	305	332					7.9
225	DWALD03225	225	290	330	357					8.8
250	DWALD03250	250	315	355	382					9.8
300	DWALD03300	300	365	405	432					11.8
350	DWALD03350	350	415	455	482					14.6
400	DWALD03400	400	465	505	532					17
450	DWALD03450	450	515	555	582					19.4
500	DWALD03500	500	565	605	632					22.1
600	DWALD03600	600	665	705	732					27.7

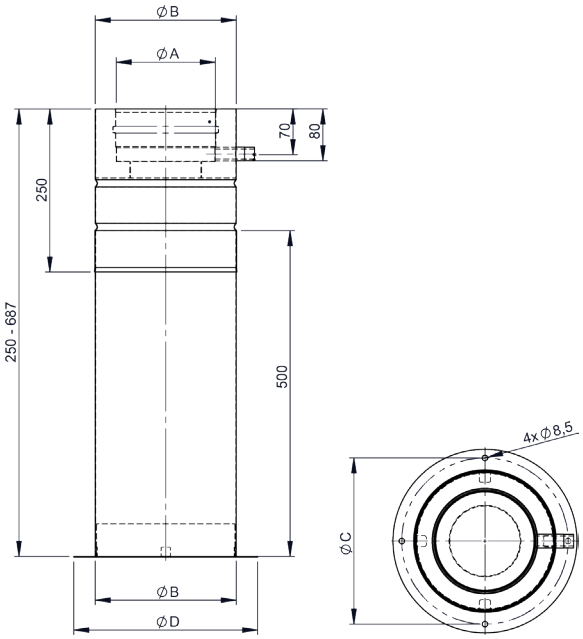

DWAL...04

Teleskopstütze 250-1190mm inklusive Tele-skopkopf mit Kondensatablauf seitlich und 1/2" Nippel

Ø	Code	A	B	C	D	E	F	G	H	kg
080	DWALD04080	080	145	185	212					5.3
100	DWALD04100	100	165	205	232					6.1
115	DWALD04115	115	180	220	247					6.7
130	DWALD04130	130	195	235	262					7.3
150	DWALD04150	150	215	255	282					8.2
160	DWALD04160	160	225	265	292					8.6
180	DWALD04180	180	245	285	312					9.5
200	DWALD04200	200	265	305	332					10.1
225	DWALD04225	225	290	330	357					11.2
250	DWALD04250	250	315	355	382					12.4
300	DWALD04300	300	365	405	432					15.5
350	DWALD04350	350	415	455	482					18.1
400	DWALD04400	400	465	505	532					20.8
450	DWALD04450	450	515	555	582					23.6
500	DWALD04500	500	565	605	632					26.6
600	DWALD04600	600	665	705	732					32.8

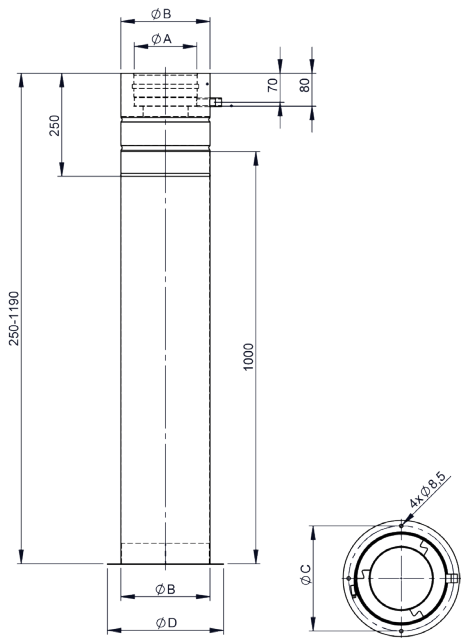

DWAL...1017

Teleskopstütze 610-1190mm inkl. Teleskop-kopf, Ablauf unten 1/2" Nippel und Tür für Kondensatauffangbehälter

Ø	Code	A	B	C	D	E	F	G	H	kg
080	DWALD1017080	080	145	185	212					5.9
100	DWALD1017100	100	165	205	232					6.7
115	DWALD1017115	115	180	220	247					7.4
130	DWALD1017130	130	195	235	262					8.1
150	DWALD1017150	150	215	255	282					9
160	DWALD1017160	160	225	265	292					9.4
180	DWALD1017180	180	245	285	312					10.4
200	DWALD1017200	200	265	305	332					11.4
225	DWALD1017225	225	290	330	357					12.6
250	DWALD1017250	250	315	355	382					13.9

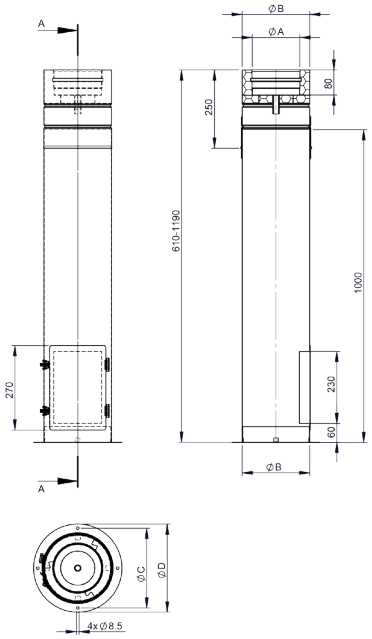

DW1321

Teleskopstütze für Grundplatte

für Ø	Code	A	B	C	D	E	F	hmax	hmin	kg
200	DW1321200			295				500	270	10.53
225	DW1321225			320				500	270	11.46
250	DW1321250			345				500	270	12.39
300	DW1321300			395				500	270	14.25
350	DW1321350			445				500	270	16.11
400	DW1321400			495				500	270	17.97
450	DW1321450			545				500	270	19.83
500	DW1321500			595				500	270	21.69
600	DW1321600			695				500	270	25.41

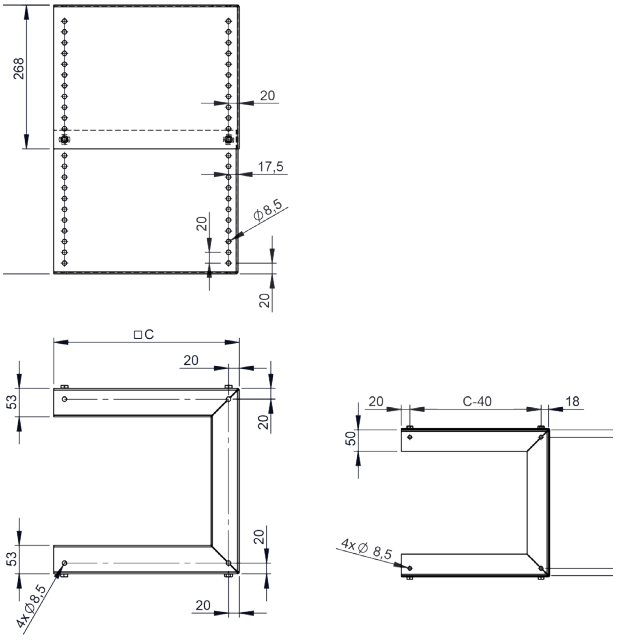

DWAL...384

Grundplatte rund mit Kondensatablauf unten und Halterung verstellbar bis 200mm Wand-abstand (Aufbauhöhe maximal 8m),



Ø	Code	A	B	C	D	E	F	G	H	kg
080	DWALD384080	080	145							
100	DWALD384100	100	165							
115	DWALD384115	115	180							
130	DWALD384130	130	195							
150	DWALD384150	150	215							
160	DWALD384160	160	225							
180	DWALD384180	180	245							
200	DWALD384200	200	265							

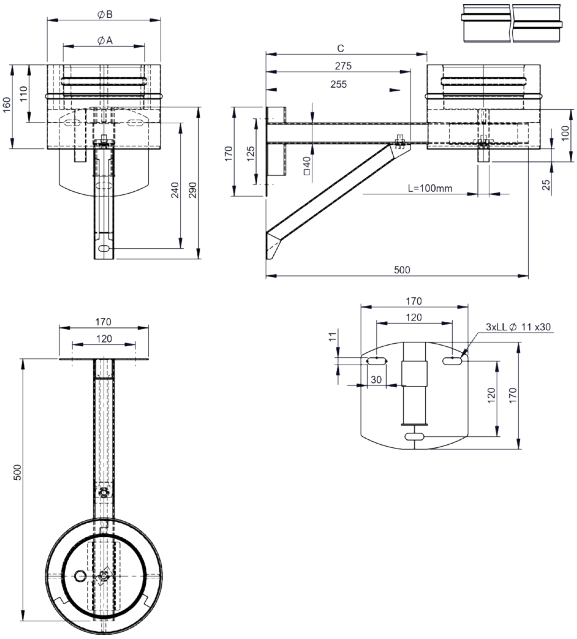

DWAL...05

Grundplatte mit Kondensatablauf unten und 1/2" Nippel



Ø	Code	A	B	C	D	E	F	G	n	kg
080	DWALD05080	80	145	215					3	1.62
100	DWALD05100	100	165	215					3	1.78
115	DWALD05115	115	180	215					3	1.9
130	DWALD05130	130	195	225					3	2.02
150	DWALD05150	150	215	245					3	2.2
160	DWALD05160	160	225	255					3	2.28
180	DWALD05180	180	245	275					3	2.45
200	DWALD05200	200	265	295					3	2.65
225	DWALD05225	225	290	320					3	2.9
250	DWALD05250	250	315	345					3	3.15
300	DWALD05300	300	365	395					3	3.68
350	DWALD05350	350	415	445					5	7.45
400	DWALD05400	400	465	495					5	8.9
450	DWALD05450	450	515	545					5	10.46
500	DWALD05500	500	565	595					5	12.15
600	DWALD05600	600	665	695					5	15.86

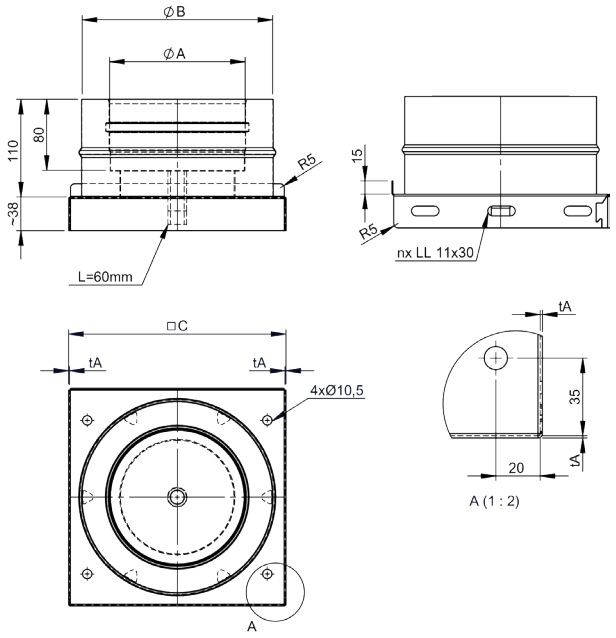

DWAL...06

Grundplatte mit Kondensatablauf seitlich und 1/2" Nippel



Ø	Code	A	B	C	D	E	F	G	H	kg
080	DWALD06080	080	145	215						1.57
100	DWALD06100	100	165	215						1.75
115	DWALD06115	115	180	215						1.89
130	DWALD06130	130	195	225						2.08
150	DWALD06150	150	215	245						2.23
160	DWALD06160	160	225	255						2.54
180	DWALD06180	180	245	275						2.86
200	DWALD06200	200	265	295						3.19
225	DWALD06225	225	290	320						3.91
250	DWALD06250	250	315	345						4.42
300	DWALD06300	300	365	395						5.5
350	DWALD06350	350	415	445						7.95
400	DWALD06400	400	465	495						9.52
450	DWALD06450	450	515	545						11.22
500	DWALD06500	500	565	595						13.04
600	DWALD06600	600	665	695						17.09

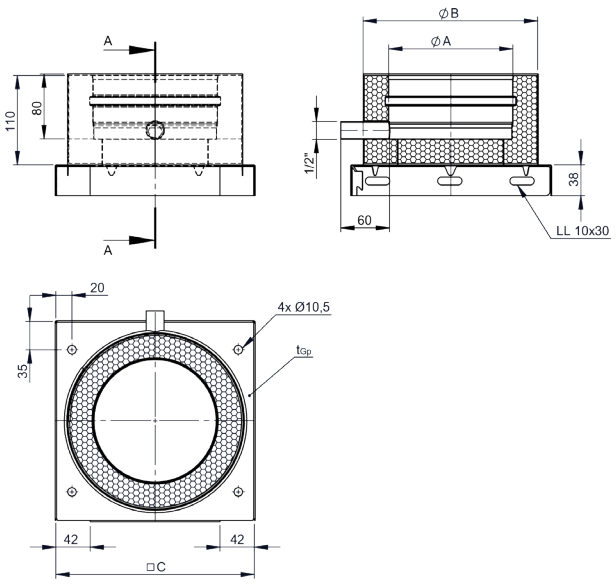

DWAL...66

Grundplatte für Sockelmontage mit Kondensatablauf seitlich und 1/2" Nippel



Ø	Code	A	B	C	D	E	F	G	H	kg
080	DWALD66080	080	145	215						1.31
100	DWALD66100	100	165	215						1.47
115	DWALD66115	115	180	215						1.6
130	DWALD66130	130	195	225						1.77
150	DWALD66150	150	215	245						2.03
160	DWALD66160	160	225	255						2.16
180	DWALD66180	180	245	275						2.45
200	DWALD66200	200	265	295						2.74
225	DWALD66225	225	290	320						3.13
250	DWALD66250	250	315	345						3.54
300	DWALD66300	300	365	395						4.44
350	DWALD66350	350	415	445						5.41
400	DWALD66400	400	465	495						6.49
450	DWALD66450	450	515	545						7.66
500	DWALD66500	500	565	595						8.91
600	DWALD66600	600	665	695						11.69

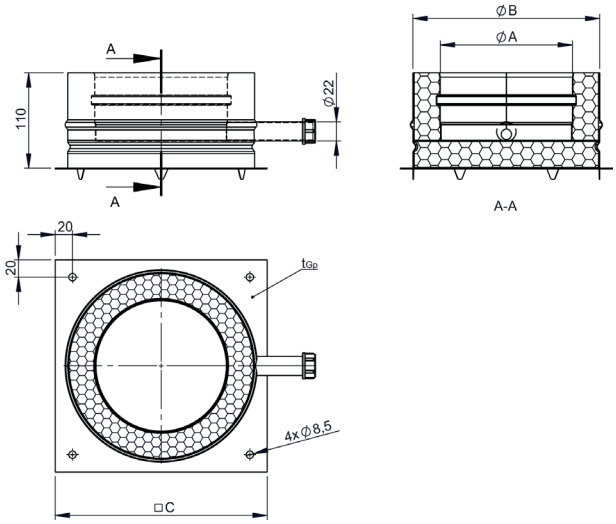

DWAL...09

Grundplatte geschlossen



Ø	Code	A	B	C	D	E	F	G	H	kg
080	DWALD09080	080	145	215						1.37
100	DWALD09100	100	165	215						1.52
115	DWALD09115	115	180	215						1.64
130	DWALD09130	130	195	225						1.8
150	DWALD09150	150	215	245						2.08
160	DWALD09160	160	225	255						2.21
180	DWALD09180	180	245	275						2.49
200	DWALD09200	200	265	295						2.79
225	DWALD09225	225	290	320						3.45
250	DWALD09250	250	315	345						3.9
300	DWALD09300	300	365	395						4.89
350	DWALD09350	350	415	445						6.43
400	DWALD09400	400	465	495						7.72
450	DWALD09450	450	515	545						9.12
500	DWALD09500	500	565	595						10.62
600	DWALD09600	600	665	695						13.97

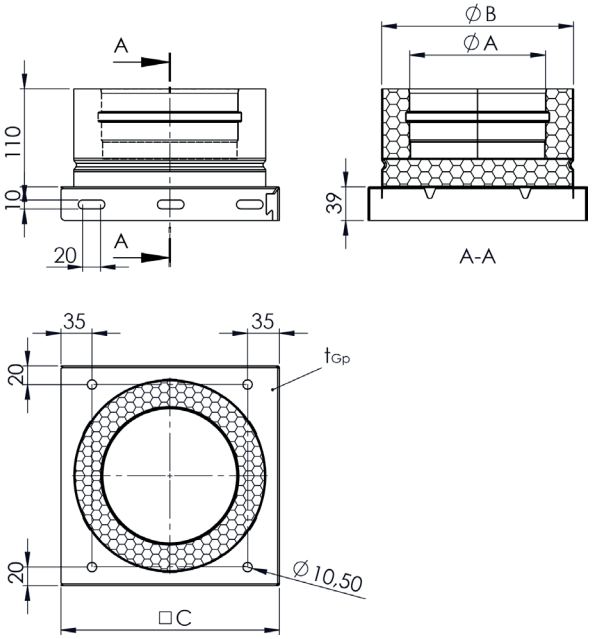

DWA09

Grundplatte geschlossen



für Ø	Code	A	B	C	D	E	F	G	H	kg
080	DWA09145		145	215						0.81
100	DWA09165		165	215						0.82
115	DWA09180		180	215						0.84
130	DWA09195		195	225						0.9
150	DWA09215		215	245						1
160	DWA09225		225	255						1.1
180	DWA09245		245	275						1.2
200	DWA09265		265	295						1.32
225	DWA09290		290	320						1.8
250	DWA09315		315	345						2
300	DWA09365		365	395						2.43
350	DWA09415		415	445						3.42
400	DWA09465		465	495						4.1
450	DWA09515		515	545						4.8
500	DWA09565		565	595						5.6
600	DWA09665		665	695						7.43

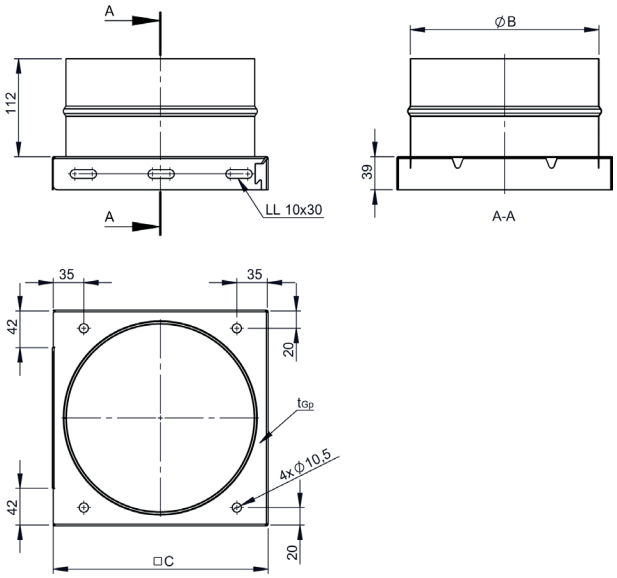

DWA1144

Teleskopkopfstützenfuß 500mm und runder Grundplatte



für Ø	Code	A	B	C	D	E	F	G	H	kg
080	DWA1144145		145	185	205					2,16
100	DWA1144165		165	205	225					2,48
115	DWA1144180		180	220	240					2,72
130	DWA1144195		195	235	255					2,96
150	DWA1144215		215	255	275					3,29
180	DWA1144245		245	285	305					3,79
200	DWA1144265		265	305	325					4,14
225	DWA1144225		225	265	285					3,46
225	DWA1144290		290	330	350					4,57
250	DWA1144315		315	355	375					5,01
300	DWA1144365		365	405	425					5,92
350	DWA1144415		415	455	475					6,85
400	DWA1144465		465	505	515					7,82
450	DWA1144515		515	555	575					8,82
500	DWA1144565		565	605	625					9,85
600	DWA1144665		665	705	725					12

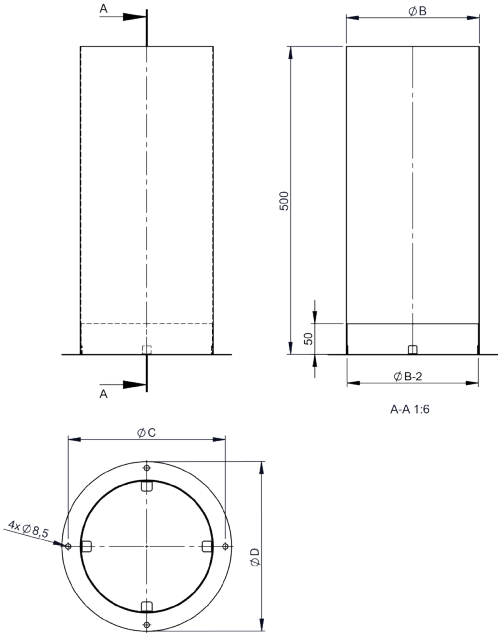

DWAL...07

Grundplatte für Zwischenstütze



Ø	Code	A	B	C	D	E	F	G	H	kg
080	DWALD07080	080	145	215	295					1.98
100	DWALD07100	100	165	215	295					2.18
115	DWALD07115	115	180	215	295					2.34
130	DWALD07130	130	195	225	305					2.48
150	DWALD07150	150	215	245	325					2.69
160	DWALD07160	160	225	255	335					2.79
180	DWALD07180	180	245	275	355					2.99
200	DWALD07200	200	265	295	375					3.19
225	DWALD07225	225	290	320	400					3.44
250	DWALD07250	250	315	345	425					3.69
300	DWALD07300	300	365	395	515					4.2
350	DWALD07350	350	415	445	525					6.96
400	DWALD07400	400	465	495	575					7.9
450	DWALD07450	450	515	545	625					8.4
500	DWALD07500	500	565	595	675					9.82
600	DWALD07600	600	665	695	775					11.82

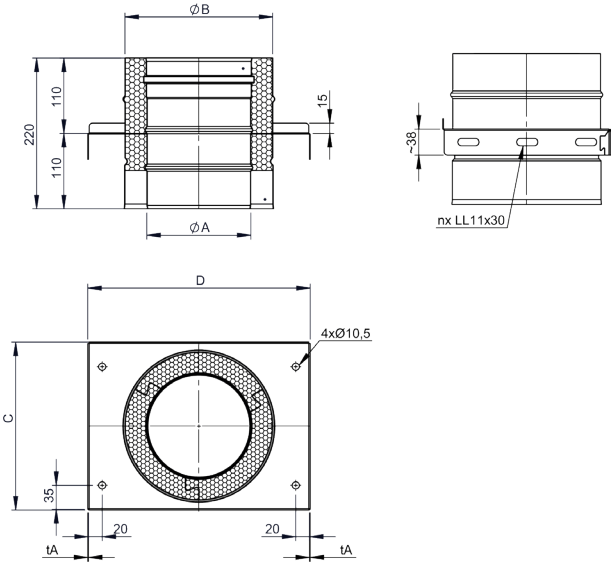

DWAL...08

Grundplatte für Kaminerhöhung (mit rundem Einschub, l=220mm) maximale Aufbauhöhe ab Grundplatte 1,5m



Ø	Code	A	B	C	D	E	F	G	H	kg
080	DWALD08080	080	145	215	400	275				2.88
100	DWALD08100	100	165	235	400	295				3.25
115	DWALD08115	115	180	250	400	310				3.52
130	DWALD08130	130	195	265	400	325				3.79
150	DWALD08150	150	215	290	400	345				4.17
160	DWALD08160	160	225	300	400	355				4.34
180	DWALD08180	180	245	315	400	375				4.69
200	DWALD08200	200	265	345	600	395				5.73
225	DWALD08225	225	290	365	600	420				6.16
250	DWALD08250	250	315	380	600	445				6.58
300	DWALD08300	300	365	450	600	495				7.48
350	DWALD08350	350	415	500	600	545				8.32
400	DWALD08400	400	465	550	650	595				9.37
450	DWALD08450	450	515	600	650	645				10.19
500	DWALD08500	500	565	650	700	695				11.23
600	DWALD08600	600	665	750	800	795				13.31

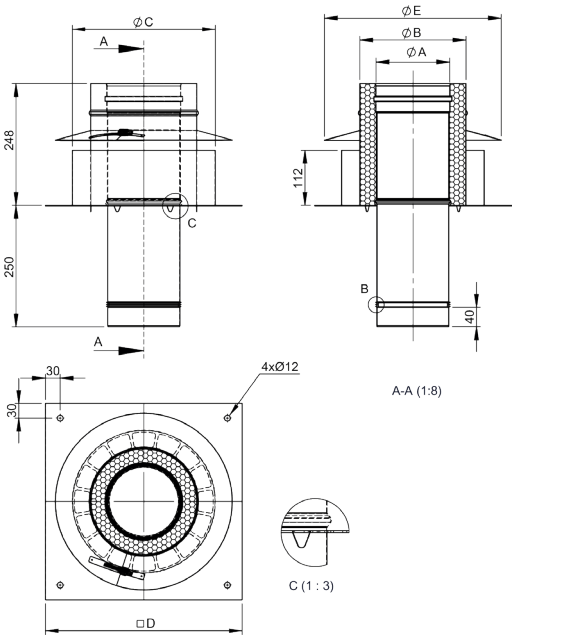

DWAL...10

Reinigungselement (bis 200°C/P1)

Ø	Code	A	B	C	D	E	F	G	H	kg
080	DWALD10080	080	145	556	80	145	283			2.9
100	DWALD10100	100	165	556	100	165	284			3.4
115	DWALD10115	115	180	556	115	180	284			3.78
130	DWALD10130	130	195	556	130	195	285			4.16
150	DWALD10150	150	215	556	150	215	285			4.66
160	DWALD10160	160	225	556	150	215	286			4.86
180	DWALD10180	180	245	556	150	215	286			5.28
200	DWALD10200	200	265	556	150	215	287			5.68
225	DWALD10225	225	290	556	180	245	287			6.32
250	DWALD10250	250	315	556	180	245	288			6.85
300	DWALD10300	300	365	556	200	265	289			7.97
350	DWALD10350	350	415	556	200	265	291			9.9
400	DWALD10400	400	465	556	250	315	292			12.36
450	DWALD10450	450	515	556	250	315	293			13.38
500	DWALD10500	500	565	556	250	315	294			14.54
600	DWALD10600	600	665	556	250	315	297			16.85

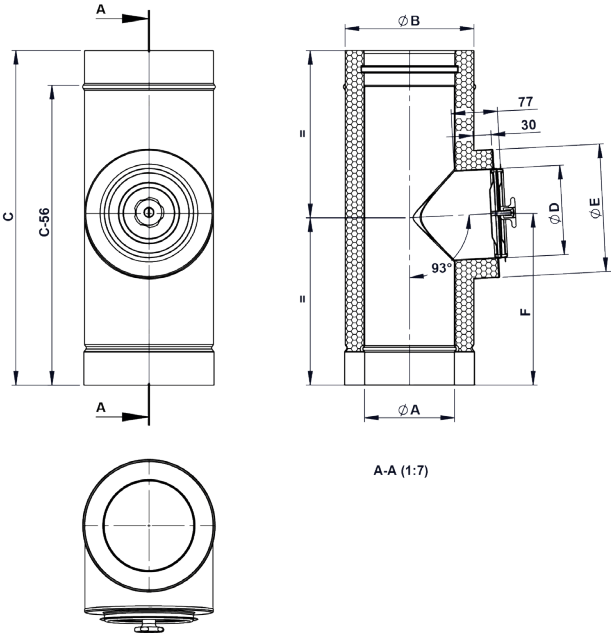

DWAL...11

T-Anschluss 87° mit Wassernase

Ø	Code	A	B	C	D	E	F	G	H	kg
080	DWALD11080	080	145	126	184	268	556			3.61
100	DWALD11100	100	165	137	195	268	556			4.2
115	DWALD11115	115	180	145	203	267	556			4.65
130	DWALD11130	130	195	153	211	267	556			5.08
150	DWALD11150	150	215	164	221	266	556			5.68
160	DWALD11160	160	225	169	227	266	556			5.95
180	DWALD11180	180	245	179	237	266	556			6.53
200	DWALD11200	200	265	190	245	265	556			7.1
225	DWALD11225	225	290	203	261	264	556			7.81
250	DWALD11250	250	315	216	274	264	556			8.51
300	DWALD11300	300	365	243	300	312	656			11.27
350	DWALD11350	350	415	269	326	311	656			12.8
400	DWALD11400	400	465	295	353	360	756			16.13
450	DWALD11450	450	515	321	379	358	756			17.85
500	DWALD11500	500	565	347	405	407	856			21.71
600	DWALD11600	600	665	400	458	404	956			27.97

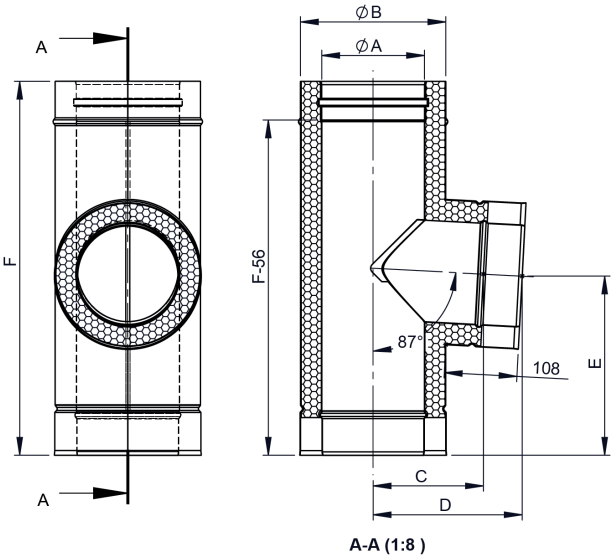

A-A (1:8)

DWAL...317

T-Anschluss 90° mit Wassernase

Ø	Code	A	B	C	D	E	F	G	H	kg
080	DWALD317080	080	145	278	181		556			3.9
100	DWALD317100	100	165	278	191		556			4.56
115	DWALD317115	115	180	278	199		556			5.32
130	DWALD317130	130	195	278	206		556			5.64
150	DWALD317150	150	215	278	216		556			6.32
160	DWALD317160	160	225	278	221		556			6.68
180	DWALD317180	180	245	278	231		556			7.48
200	DWALD317200	200	265	278	241		556			7.89
225	DWALD317225	225	280	278	253		556			8.62
250	DWALD317250	250	315	278	266		556			9.57
300	DWALD317300	300	365	328	291		656			11.85
350	DWALD317350	350	415	328	316		656			14.09
400	DWALD317400	400	465	378	341		756			17.84
450	DWALD317450	450	515	378	366		756			19.67
500	DWALD317500	500	565	428	391		856			24.15
600	DWALD317600	600	665	478	440		956			31.29

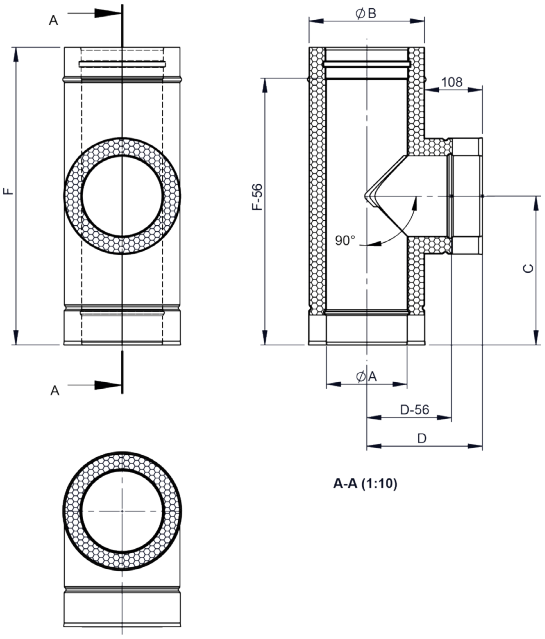

A-A (1:10)

DWAL...12

T-Anschluss 45° mit Wassernase



Ø	Code	A	B	C	D	E	F	G	H	kg
080	DWALD12080	080	145	556	208	115	353			3.7
100	DWALD12100	100	165	556	225	118	363			4.37
115	DWALD12115	115	180	556	238	122	371			4.89
130	DWALD12130	130	195	556	251	129	378			5.4
150	DWALD12150	150	215	556	268	136	388			6.11
160	DWALD12160	160	225	556	276	142	393			6.45
180	DWALD12180	180	245	656	293	143	453			8.05
200	DWALD12200	200	265	656	310	151	463			8.83
225	DWALD12225	225	290	656	331	158	475			9.85
250	DWALD12250	250	315	756	353	165	538			12.09
300	DWALD12300	300	365	756	396	183	563			14.45
350	DWALD12350	350	415	856	438	198	638			18.37
400	DWALD12400	400	465	956	481	212	713			22.9
450	DWALD12450	450	515	956	523	230	738			25.77
500	DWALD12500	500	565	1196	566	315	883			34.12
600	DWALD12600	600	665	1196	651	297	933			41.46

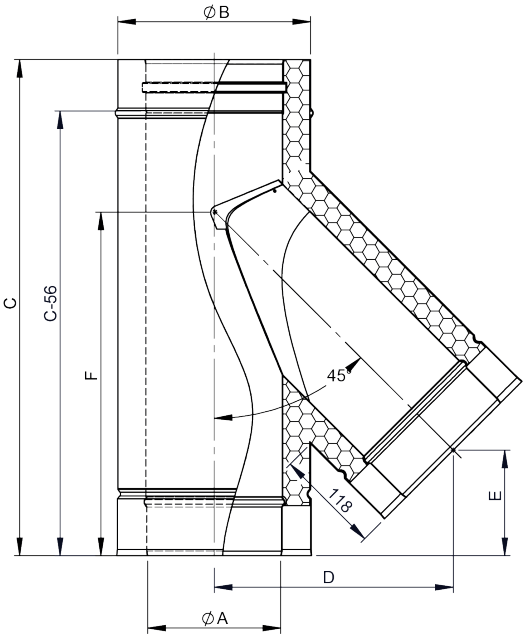

DWAL...13

Längenelement 1000mm

Ø	Code	A	B	C	D	E	F	G	H	kg
080	DWALD13080	080	145							4,9
100	DWALD13100	100	165							5,7
115	DWALD13115	115	180							6,3
130	DWALD13130	130	195							7
150	DWALD13150	150	215							7,8
160	DWALD13160	160	225							8,2
180	DWALD13180	180	245							9,1
200	DWALD13200	200	265							9,9
225	DWALD13225	225	290							11
250	DWALD13250	250	315							12,2
300	DWALD13300	300	365							14,1
350	DWALD13350	350	415							16,2
400	DWALD13400	400	465							18,3
450	DWALD13450	450	515							20,4
500	DWALD13500	500	565							22,6
600	DWALD13600	600	665							26,8

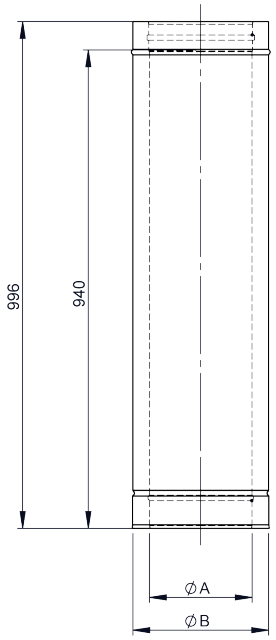

DWAL...14

Längenelement 500mm

Ø	Code	A	B	C	D	E	F	G	H	kg
080	DWALD14080	080	145							2,5
100	DWALD14100	100	165							2,9
115	DWALD14115	115	180							3,3
130	DWALD14130	130	195							3,6
150	DWALD14150	150	215							4
160	DWALD14160	160	225							4,2
180	DWALD14180	180	245							4,7
200	DWALD14200	200	265							5,1
225	DWALD14225	225	290							5,6
250	DWALD14250	250	315							6,2
300	DWALD14300	300	365							7,2
350	DWALD14350	350	415							8,3
400	DWALD14400	400	465							9,4
450	DWALD14450	450	515							10,4
500	DWALD14500	500	565							11,5
600	DWALD14600	600	665							13,6

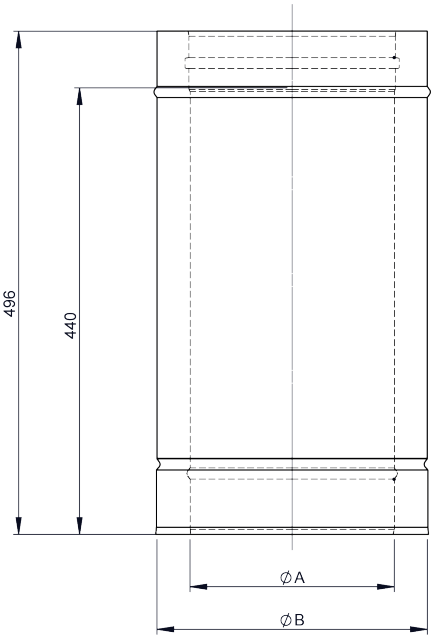

DWAL...15

Längenelement 250mm

Ø	Code	A	B	C	D	E	F	G	H	kg
080	DWALD15080	80	145							1,4
100	DWALD15100	100	165							1,6
115	DWALD15115	115	180							1,7
130	DWALD15130	130	195							1,9
150	DWALD15150	150	215							2,1
160	DWALD15160	160	225							2,2
180	DWALD15180	180	245							2,5
200	DWALD15200	200	265							2,7
225	DWALD15225	225	290							2,9
250	DWALD15250	250	315							3,2
300	DWALD15300	300	365							3,8
350	DWALD15350	350	415							4,3
400	DWALD15400	400	465							4,9
450	DWALD15450	450	515							5,4
500	DWALD15500	500	565							6
600	DWALD15600	600	665							7,1

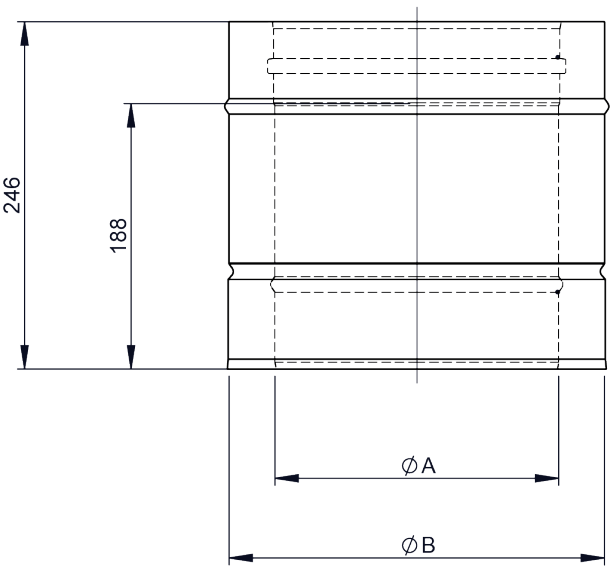

DW21

Wand- und Deckenabstandshalter starr 50mm

für Ø	Code	A	B	C	D	E	F	G	H	I	J	kg
080	DW21080			146	50	145	47	80	53	25	30	0.51
100	DW21100			166	50	164	50	99	53	25	30	0.56
115	DW21115			181	50	164	50	99	53	25	30	
130	DW21130			196	50	195	60	125	53	25	30	0.58
150	DW21150			216	50	210	62	140	53			0.7
160	DW21160			226	50	210	62	140	53			0.71
180	DW21180			246	50	225	63	155	53			0.76
200	DW21200			266	50	225	63	155	53			0.78
225	DW21225			291	50	255	72	185	53			0.88
250	DW21250			316	50	295	85	225	53			0.98
300	DW21300			366	50	310	85	240	53			1.06
350	DW21350			416	50	328	82	258	53			1.13
400	DW21400			466	50	410	117	340	53			1.39
450	DW21450			516	50	450	124	380	54			1.81
500	DW21500			566	50	480	130	410	54			1.96
600	DW21600			666	50	520	130	450	54			2.15

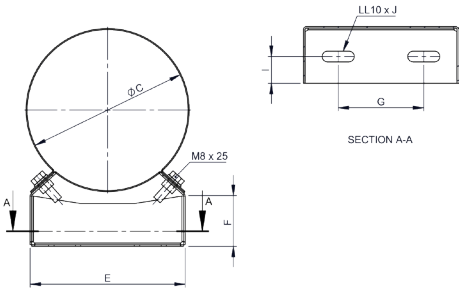

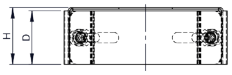

DW22

Wandabstandshalter verstellbar 50-150mm

für Ø	Code	A	B	C	D	E	F	G	H	I	J	kg
080	DW22080			146	50	145	170	240		53		1.23
100	DW22100			166	50	164	170	240		53		1.29
115	DW22115			181	50	164	170	240		53		1.3
130	DW22130			196	50	195	170	240		53		1.38
150	DW22150			216	50	210	170	240		53		1.43
160	DW22160			226	50	210	170	240		53		1.44
180	DW22180			246	50	225	170	240		53		1.48
200	DW22200			266	50	225	170	240		53		1.51
225	DW22225			291	50	255	170	240		53		1.6

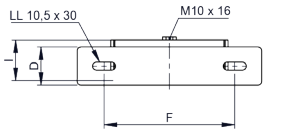

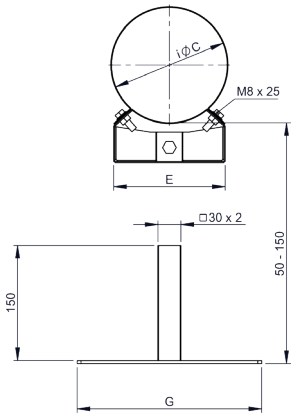

DW22

Wandabstandshalter verstellbar 50-150mm

für Ø	Code	A	B	C	D	E	F	G	H	I	J	kg
250	DW22250			316	50	295	362	432	257	53		2.37
300	DW22300			366	50	310	377	447	272	53		2.48
350	DW22350			416	50	328	395	465	290	53		2.57
400	DW22400			466	50	410	477	547	372	53		2.96
450	DW22450			516	50	450	516	586	411	54		3.43
500	DW22500			566	50	480	546	616	441	54		3.63
600	DW22600			666	50	520	586	656	481	54		3.89

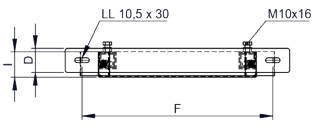

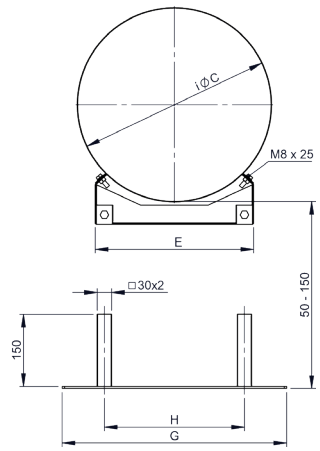

DW23

Wandabstandshalter verstellbar 50-250mm

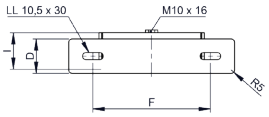

für Ø	Code	A	B	C	D	E	F	G	H	I	J	kg
080	DW23080			146	50	145	170	240		53		1.41
100	DW23100			166	50	164	170	240		53		1.46
115	DW23115			181	50	164	170	240		53		1.48
130	DW23130			196	50	195	170	240		53		1.56
150	DW23150			216	50	210	170	240		53		1.6
160	DW23160			226	50	210	170	240		53		1.61
180	DW23180			246	50	225	170	240		53		1.66
200	DW23200			266	50	225	170	240		53		1.68
225	DW23225			291	50	255	170	240		53		1.77

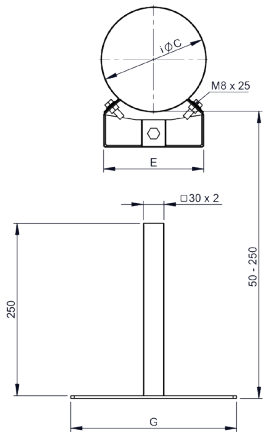

DW23

Wandabstandshalter verstellbar 50-250mm

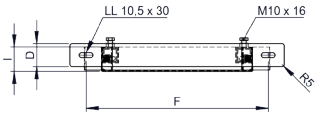

für Ø	Code	A	B	C	D	E	F	G	H	I	J	kg
250	DW23250			316	50	295	362	432	257	53		2.72
300	DW23300			366	50	310	377	447	272	53		2.83
350	DW23350			416	50	328	395	465	290	53		2.92
400	DW23400			466	50	410	477	547	372	53		3.31
450	DW23450			516	50	450	516	586	411	54		3.79
500	DW23500			566	50	480	546	616	441	54		3.98
600	DW23600			666	50	520	586	656	481	54		4.24

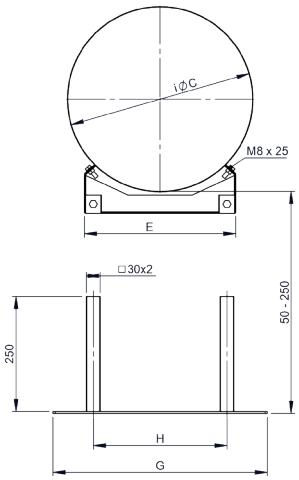

DW24

Wandabstandshalter verstellbar 250-360mm

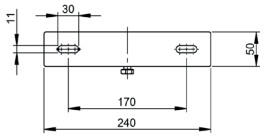

für Ø	Code	A	B	C	D	E	F	G	H	I	J	kg
080	DW24080			146	50	145	170	240		53		1.87
100	DW24100			166	50	164	170	240		53		1.92
115	DW24115			181	50	164	170	240		53		1.94
130	DW24130			196	50	195	170	240		53		2.01
150	DW24150			216	50	210	170	240		53		2.06
160	DW24160			226	50	210	170	240		53		2.07
180	DW24180			246	50	225	170	240		53		2.12
200	DW24200			266	50	225	170	240		53		2.14
225	DW24225			291	50	255	170	240		53		2.24

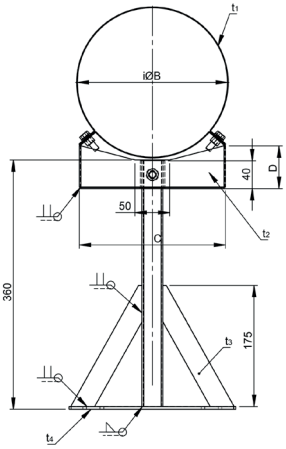

DW24

Wandabstandshalter verstellbar 250-360mm

für Ø	Code	A	B	C	D	E	F	G	H	I	J	kg
250	DW24250			316	50	295	362	432	257	53		3.39
300	DW24300			366	50	310	377	447	272	53		3.49
350	DW24350			416	50	328	395	465	290	53		3.58
400	DW24400			466	50	410	477	547	372	53		3.98
450	DW24450			516	50	450	516	586	411	54		4.45
500	DW24500			566	50	480	546	616	441	54		4.65
600	DW24600			666	50	520	586	656	481	54		4.91

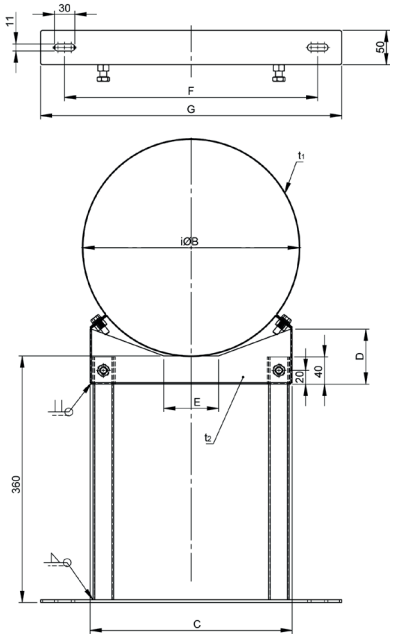

DW20

Wandabstandshalter verstellbar (Kopf-/ Wandteil) Wandabstand ab 250mm

für Ø	Code	A	B	C	D	E	F	G	H	I	J	kg
080	DW20080			146	50	145	170	240		53		1.54
100	DW20100			166	50	164	170	240		53		1.59
115	DW20115			181	50	164	170	240		53		1.61
130	DW20130			196	50	195	170	240		53		1.68
150	DW20150			216	50	210	170	240		53		1.73
160	DW20160			226	50	210	170	240		53		1.74
180	DW20180			246	50	225	170	240		53		1.78
200	DW20200			266	50	225	170	240		53		1.81
225	DW20225			291	50	255	170	240		53		1.9

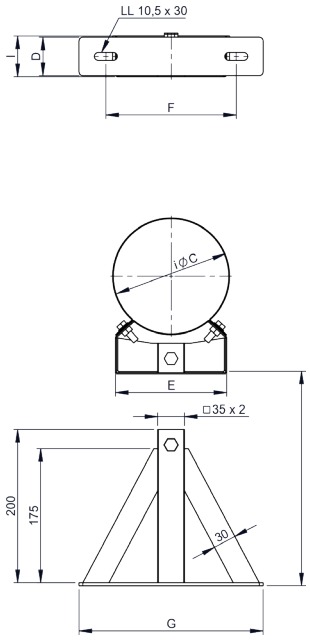

DW20

Wandabstandshalter verstellbar (Kopf-/ Wandteil) Wandabstand ab 250mm

für Ø	Code	A	B	C	D	E	F	G	H	I	J	kg
250	DW20250			316	50	295	362	432	257	53		2.73
300	DW20300			366	50	310	377	447	272	53		2.83
350	DW20350			416	50	328	395	465	290	53		2.93
400	DW20400			466	50	410	477	547	372	53		3.32
450	DW20450			516	50	450	516	586	411	54		3.79
500	DW20500			566	50	480	546	616	441	54		3.99
600	DW20600			666	50	520	586	656	481	54		4.24

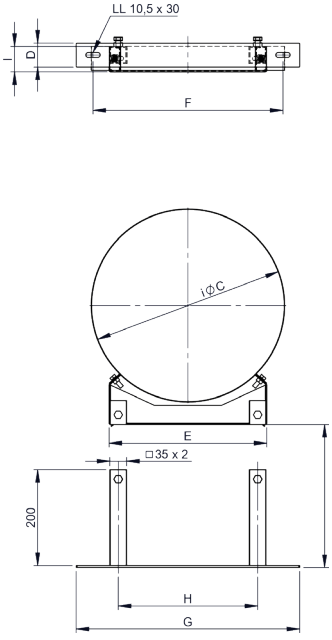

DW24MG

Wandhalter mit Gelenk kürzbar 140-300mm

für Ø	Code	A	B	C	D	E	F	G	H	kg
080	DW24MG080	145	164							
100	DW24MG100	165	164							
115	DW24MG115	180	164							
130	DW24MG130	195	195							
150	DW24MG150	215	210							
160	DW24MG160	225	210							
180	DW24MG180	245	225							
200	DW24MG200	265	255							
225	DW24MG225	290	255							
250	DW24MG250									

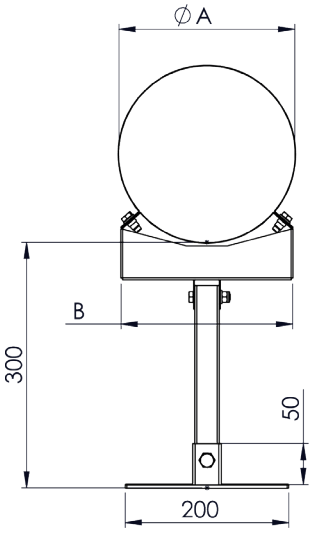

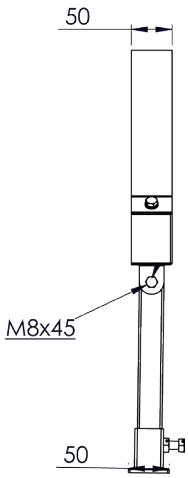

DW45

Wandabstandshalter starr 50mm

für Ø	Code	A	B	C	D	E	F	G	H	kg
225	DW45225			291	357	80	59			3
250	DW45250			316	377	80	59			3.1
300	DW45300			366	427	80	59			3.7
350	DW45350			416	477	80	59			4
400	DW45400			466	527	80	59			4.3
450	DW45450			516	577	80	59			4.6
500	DW45500			566	627	80	59			5.4
600	DW45600			666	727	80	59			6

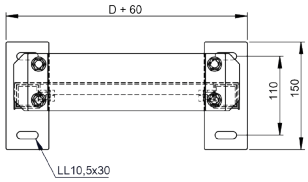

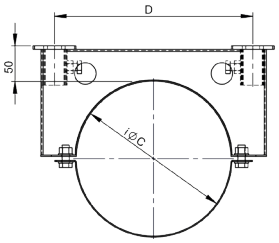

DW46

Wandabstandshalter 50-150mm



für Ø	Code	A	B	C	D	E	F	G	H	kg
225	DW46225			291	357	80	59			3.3
250	DW46250			316	377	80	59			3.4
300	DW46300			366	427	80	59			3.9
350	DW46350			416	477	80	59			7.2
400	DW46400			466	527	80	59			4.5
450	DW46450			516	577	80	59			4.8
500	DW46500			566	627	80	59			5.7
600	DW46600			666	727	80	59			6

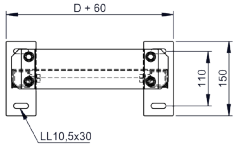

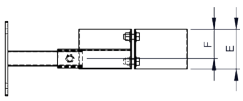

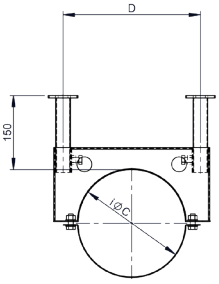

DW47

Wandabstandshalter 50-250mm



für Ø	Code	A	B	C	D	E	F	G	H	kg
225	DW47225			291	357	80	59			4.2
250	DW47250			316	377	80	59			4.4
300	DW47300			366	427	80	59			4.8
350	DW47350			416	477	80	59			5.1
400	DW47400			466	527	80	59			5.4
450	DW47450			516	577	80	59			5.7
500	DW47500			566	627	80	59			6
600	DW47600			666	727	80	59			6

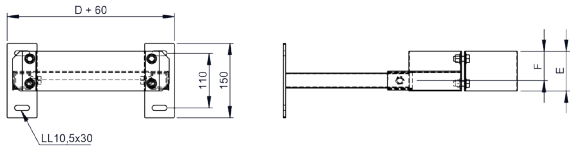

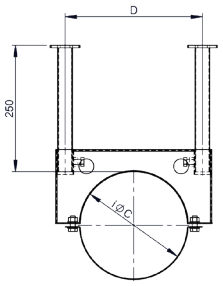

DW48

Wandabstandshalter 50-360mm



für Ø	Code	A	B	C	D	E	F	G	H	kg
225	DW48225			291	357	80	59			4.2
250	DW48250			316	377	80	59			4.4
300	DW48300			366	427	80	59			4.8
350	DW48350			416	477	80	59			5.1
400	DW48400			466	527	80	59			5.4
450	DW48450			516	577	80	59			5.7
500	DW48500			566	627	80	59			6
600	DW48600			666	727	80	59			6

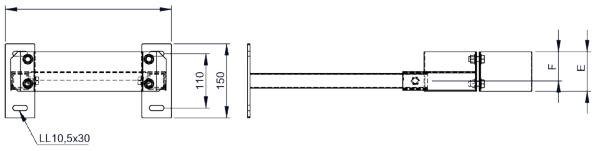

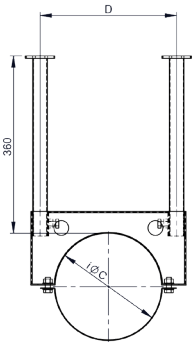

DW389

Wandhalter verstellbar Design Plus 250-360mm

für Ø	Code	A	B	C	D	E	F	G	H	kg
080	DW389080									
100	DW389100									
115	DW389115									
130	DW389130									
150	DW389150									
160	DW389160									
180	DW389180									
200	DW389200									
225	DW389225									
250	DW389250									

DW386

Wandhalter verstellbar Design Plus 50-150mm

für Ø	Code	A	B	C	D	E	F	G	H	kg
080	DW386080	145								0.56
100	DW386100	165								0.58
115	DW386115	180								0.59
130	DW386130	195								0.61
150	DW386150	215								0.63
160	DW386160	225								0.64
180	DW386180	245								0.67
200	DW386200	265								0.69
225	DW386225	290								0.72
250	DW386250	315								0.74

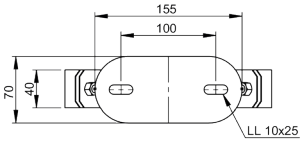

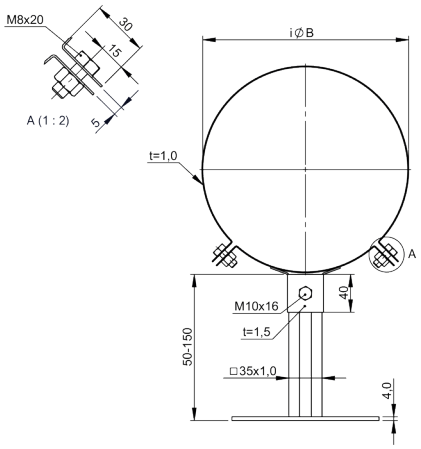

DW387

Wandhalter verstellbar Design Plus 50-250mm

für Ø	Code	A	B	C	D	E	F	G	H	kg
080	DW387080		145							0.65
100	DW387100		165							0.67
115	DW387115		180							0.69
130	DW387130		195							0.71
150	DW387150		215							0.73
160	DW387160		225							0.74
180	DW387180		245							0.76
200	DW387200		265							0.78
225	DW387225		290							0.81
250	DW387250		315							0.84

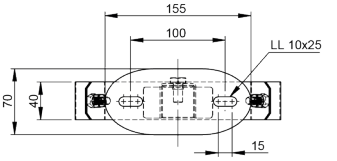

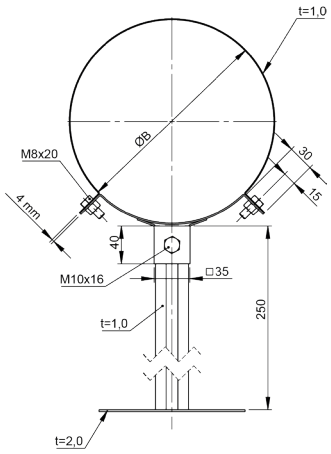

DW20-1

Wandteil von DW20, verstellbar für Wandhalter ab 250mm



für Ø	Code	A	B	C	D	E	F	G	H	kg
080	DW20-1080			170	240					0.93
100	DW20-1100			170	240					0.93
115	DW20-1115			170	240					0.93
130	DW20-1130			170	240					0.93
150	DW20-1150			170	240					0.93
160	DW20-1160			170	240					0.93
180	DW20-1180			170	240					0.93
200	DW20-1200			170	240					0.93
225	DW20-1225			170	240					0.93

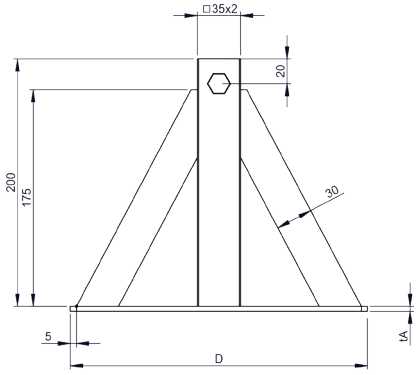

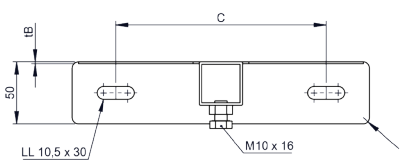

DW20-1

Wandteil von DW20, verstellbar für Wandhalter ab 250mm

für Ø	Code	A	B	C	D	E	F	G	H	kg
250	DW20-1250		257	362	432					1.55
300	DW20-1300		272	377	447					1.57
350	DW20-1350		290	395	465					1.6
400	DW20-1400		372	477	547					1.73
450	DW20-1450		411	516	586					1.79
500	DW20-1500		441	546	616					1.84
600	DW20-1600		481	586	656					1.9

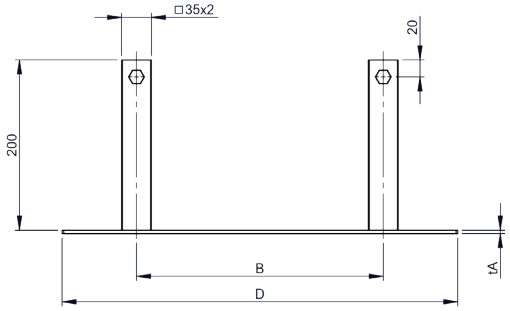

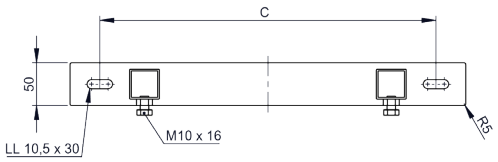

DW22-1

Wandteil von DW22, Wandhalter 50-150mm

für Ø	Code	A	B	C	D	E	F	G	H	kg
080	DW22-1080			170	240					0.6
100	DW22-1100			170	240					0.6
115	DW22-1115			170	240					0.6
130	DW22-1130			170	240					0.6
150	DW22-1150			170	240					0.6
160	DW22-1160			170	240					0.6
180	DW22-1180			170	240					0.6
200	DW22-1200			170	240					0.6
225	DW22-1225			170	240					0.6

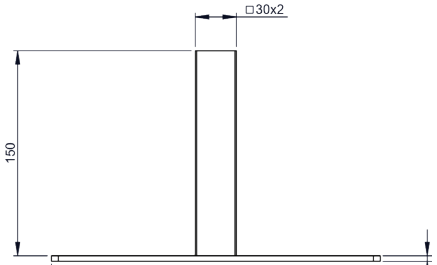

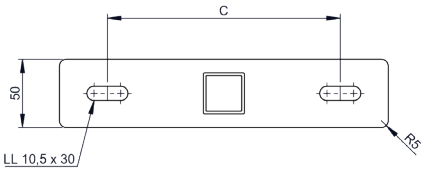

DW22-1

Wandteil von DW22, Wandhalter 50-150mm

für Ø	Code	A	B	C	D	E	F	G	H	kg
250	DW22-1250		257	362	432					0.9
300	DW22-1300		272	377	447					1
350	DW22-1350		290	395	465					1
400	DW22-1400		372	477	547					1.1
450	DW22-1450		411	516	586					1.2
500	DW22-1500		441	546	616					1.2
600	DW22-1600		481	586	656					1.3

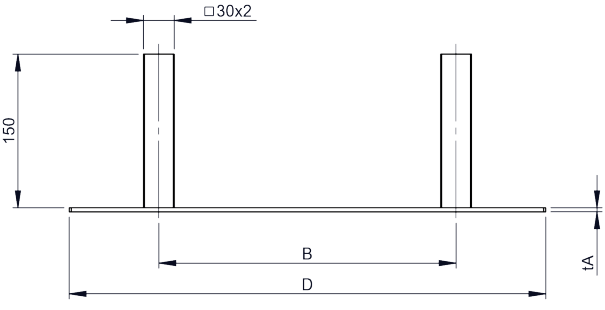

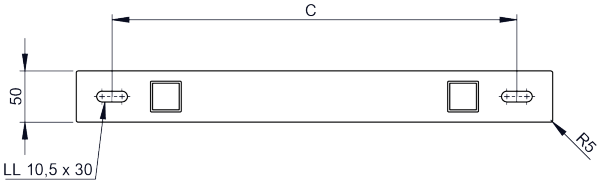

DW23-1

Wandteil von DW23, Wandhalter 50-250mm

für Ø	Code	A	B	C	D	E	F	G	H	kg
080	DW23-1080			170	240					0.71
100	DW23-1100			170	240					0.71
115	DW23-1115			170	240					0.71
130	DW23-1130			170	240					0.71
150	DW23-1150			170	240					0.71
160	DW23-1160			170	240					0.71
180	DW23-1180			170	240					0.71
200	DW23-1200			170	240					0.71
225	DW23-1225			170	240					0.71

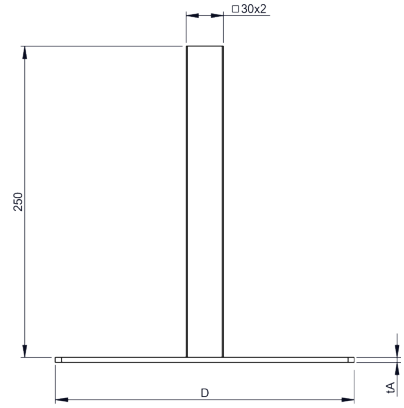

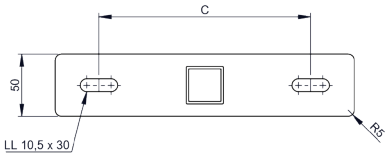

DW23-1

Wandteil von DW23, Wandhalter 50-250mm

für Ø	Code	A	B	C	D	E	F	G	H	kg
250	DW23-1250		257	362	432					1.54
300	DW23-1300		272	377	447					1.57
350	DW23-1350		290	395	465					1.6
400	DW23-1400		372	477	547					1.73
450	DW23-1450		411	516	586					1.79
500	DW23-1500		441	546	616					1.84
600	DW23-1600		481	586	656					1.9

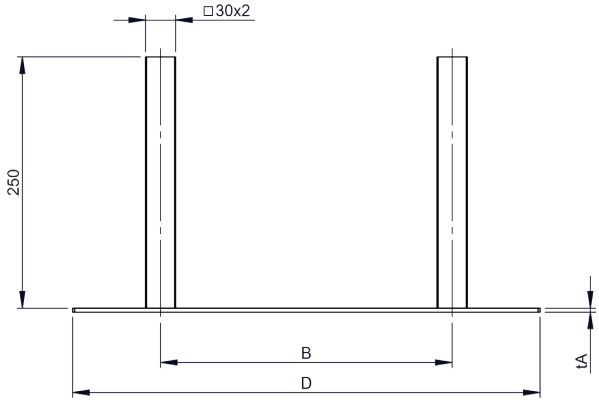

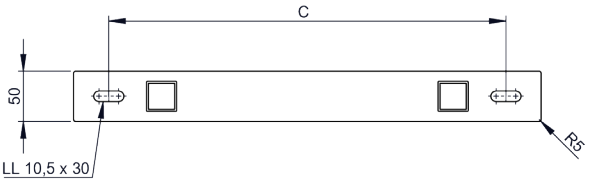

DW24-1

Wandteil von DW24, Wandhalter 250-360mm



für Ø	Code	A	B	C	D	E	F	G	H	kg
080	DW24-1080			170	240					1.26
100	DW24-1100			170	240					1.26
115	DW24-1115			170	240					1.26
130	DW24-1130			170	240					1.26
150	DW24-1150			170	240					1.26
160	DW24-1160			170	240					1.26
180	DW24-1180			170	240					1.26
200	DW24-1200			170	240					1.26
225	DW24-1225			170	240					1.26

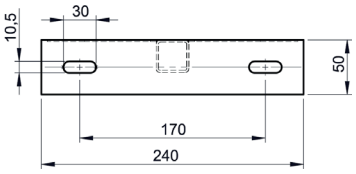

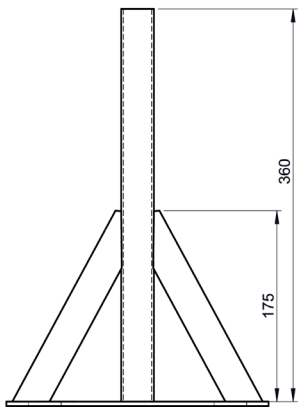

DW24-1

Wandteil von DW24, Wandhalter 250-360mm

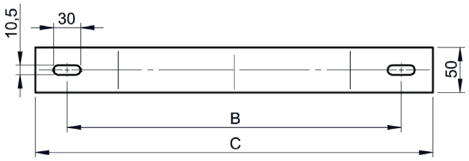

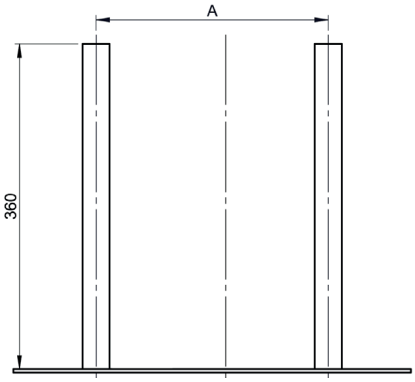

für Ø	Code	A	B	C	D	E	F	G	H	kg
250	DW24-1250		257	362	432					2.21
300	DW24-1300		272	377	447					2.24
350	DW24-1350		290	395	465					2.27
400	DW24-1400		372	477	547					2.4
450	DW24-1450		411	516	586					2.46
500	DW24-1500		441	546	616					2.51
600	DW24-1600		481	586	656					2.57

DW332

Kopfteil für Wandabstandshalter inklusive Bänder

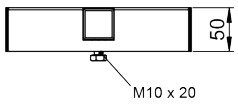

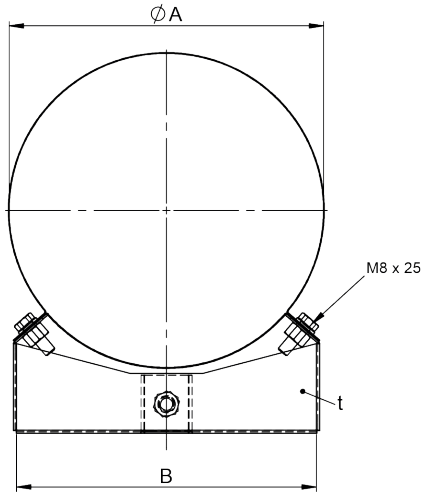

für Ø	Code	A	B	C	D	E	F	G	H	kg
080	DW332080	145	114							0.36
100	DW332100	165	164							0.42
115	DW332115	180	164							0.42
130	DW332130	195	195							0.44
150	DW332150	215	210							0.45
160	DW332160	225	210							0.5
180	DW332180	245	225							0.5
200	DW332200	265	255							0.51
225	DW332225	290	255							0.51
250	DW332250									
300	DW332300									
350	DW332350									
400	DW332400									
450	DW332450									
500	DW332500									
600	DW332600									

DWAL...16

Winkel 15° starr

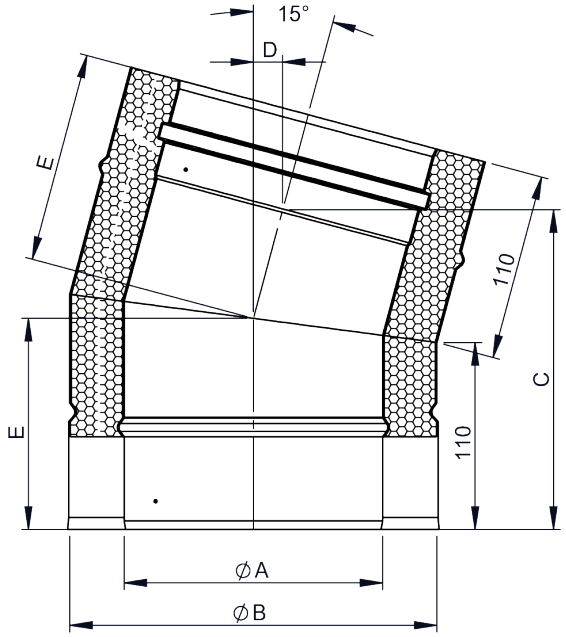

Ø	Code	A	B	C	D	E	F	G	H	kg
080	DWALD16080									
100	DWALD16100	100	165	182		121				1.76
115	DWALD16115	115	180	184		122				1.96
130	DWALD16130	130	195	186		123				2.15
150	DWALD16150	150	215	188		124				2.42
160	DWALD16160	160	225	189		125				2.56
180	DWALD16180	180	245	192		126				2.84
200	DWALD16200	200	245	195		128				3.12
225	DWALD16225	225	290	198		129				3.48
250	DWALD16250	250	315	201		131				3.85
300	DWALD16300	300	365	208		134				4.61
350	DWALD16350	350	415	214		137				5.89
400	DWALD16400	400	465	221		141				6.8
450	DWALD16450	450	515	227		144				7.74
500	DWALD16500	500	565	233		147				8.71
600	DWALD16600	600	665	246		154				10.75

DWAL...17

Winkel 30° starr

Ø	Code	A	B	C	D	E	F	G	H	kg
080	DWALD17080	080	145	193	37	130				1.51
100	DWALD17100	100	165	198	38	132				1.59
115	DWALD17115	115	180	202	39	134				2.12
130	DWALD17130	130	195	206	40	136				2.35
150	DWALD17150	150	215	211	42	139				2.66
160	DWALD17160	160	225	213	42	140				2.83
180	DWALD17180	180	245	218	44	143				3.16
200	DWALD17200	200	265	223	45	146				3.5
225	DWALD17225	225	290	230	47	149				3.95
250	DWALD17250	250	315	236	48	152				4.41
300	DWALD17300	300	365	248	52	159				5.37
350	DWALD17350	350	415	261	55	166				6.99
400	DWALD17400	400	465	273	58	172				8.19
450	DWALD17450	450	515	286	62	197				9.46
500	DWALD17500	500	565	298	65	186				10.8
600	DWALD17600	600	665	323	72	199				13.68

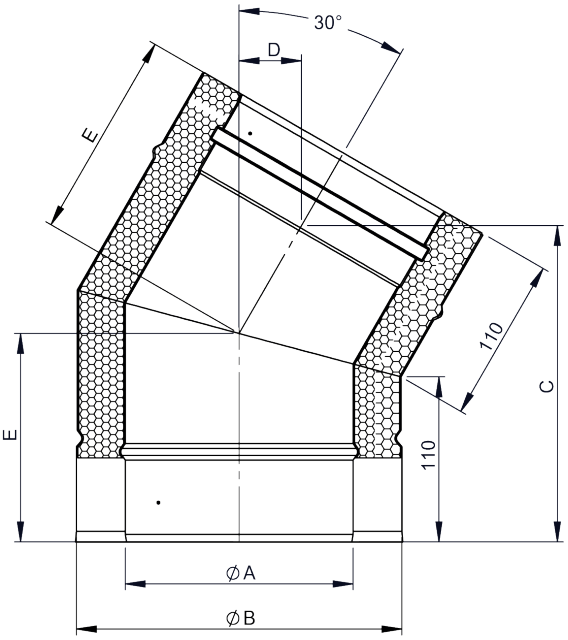

DWAL...2231

Winkel 42° starr

Ø	Code	A	B	C	D	E	F	G	H	kg
100	DWALD2231100	100	165	206	57	142				2
115	DWALD2231115	115	180	211	59	145				2.3
130	DWALD2231130	130	195	216	61	148				2.5
150	DWALD2231150	150	215	222	64	151				2.9
160	DWALD2231160	160	225	226	65	153				3.1
180	DWALD2231180	180	245	232	68	157				3.4
200	DWALD2231200	200	265	239	70	161				3.8
225	DWALD2231225	225	290	247	73	166				4.4
250	DWALD2231250	250	315	256	77	171				4.9
300	DWALD2231300	300	365	273	83	180				6
350	DWALD2231350	350	415	289	90	190				7.9
400	DWALD2231400	400	465	306	96	199				9.4
450	DWALD2231450	450	515	323	102	209				10.9
500	DWALD2231500	500	565	339	109	219				12.6
600	DWALD2231600	600	665	373	122	238				16.2

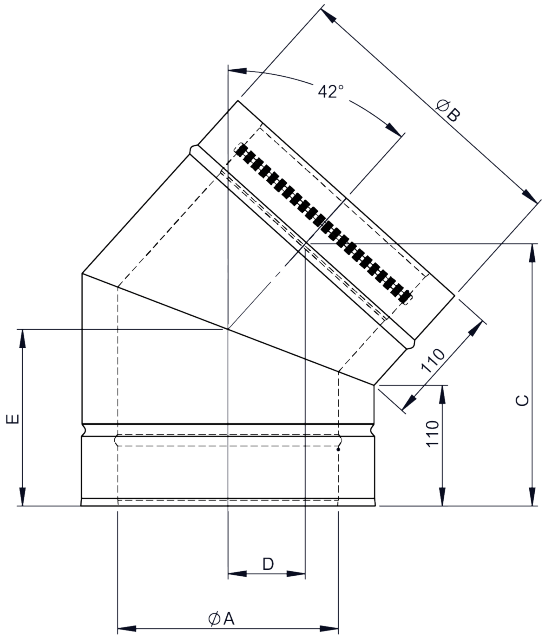

DWAL...18

Winkel 45° starr

Ø	Code	A	B	C	D	E	F	G	H	kg
100	DWALD18100	100	165	207	63	144				2.04
080	DWALD18080	080	145	200	60	140				1.68
115	DWALD18115	115	180	212	65	148				2.3
130	DWALD18130	130	195	218	67	151				2.57
150	DWALD18150	150	215	225	70	155				2.93
160	DWALD18160	160	225	228	71	157				3.13
180	DWALD18180	180	245	235	74	161				3.52
200	DWALD18200	200	265	242	77	165				3.93
225	DWALD18225	225	290	251	81	170				4.46
250	DWALD18250	250	315	260	85	175				5.02
300	DWALD18300	300	365	278	92	186				6.21
350	DWALD18350	350	415	295	99	196				8.18
400	DWALD18400	400	465	313	107	207				9.7
450	DWALD18450	450	515	331	114	217				11.33
500	DWALD18500	500	565	348	121	227				13.06
600	DWALD18600	600	665	384	136	238				16.84

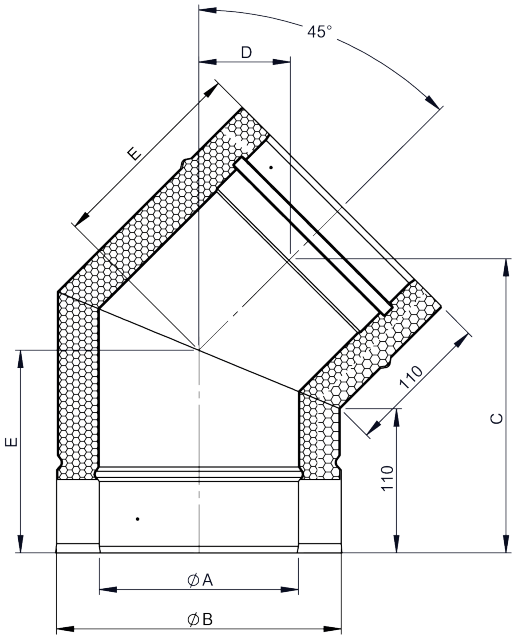

DWAL...64

Winkel 87° starr

Ø	Code	A	B	C	D	E	F	G	H	kg
080	DWALD64080	080	145	215	149	139	98			2.36
100	DWALD64100	100	165	225	158	143	106			2.9
115	DWALD64115	115	175	230	163	145	110			3.16
130	DWALD64130	130	195	240	172	149	118			3.72
150	DWALD64150	150	215	250	182	153	126			4.3
160	DWALD64160	160	225	255	187	155	130			4.61
180	DWALD64180	180	245	265	196	159	138			5.24
200	DWALD64200	200	265	275	205	163	146			5.9
225	DWALD64225	225	290	287	217	168	156			6.77
250	DWALD64250	250	315	299	229	173	166			7.69
300	DWALD64300	300	365	324	253	183	186			9.67
350	DWALD64350	350	415	349	277	193	206			12.58
400	DWALD64400	400	465	374	300	203	226			15.11
450	DWALD64450	450	515	399	324	213	246			17.85
500	DWALD64500	500	565	424	348	223	266			20.8
600	DWALD64600	600	665	474	395	243	306			27.31

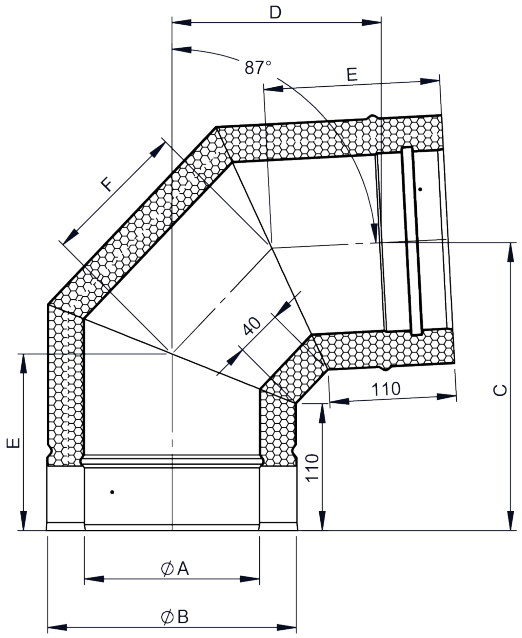

DWAL...60

Winkel 90° starr

Ø	Code	A	B	C	D	E	F	G	H	kg
080	DWALD60080	080	145	211	155	140	100			2.42
100	DWALD60100	100	165	221	165	144	109			2.93
115	DWALD60115	115	180	229	173	148	115			3.35
130	DWALD60130	130	195	236	180	151	121			3.77
150	DWALD60150	150	215	246	190	155	129			4.36
160	DWALD60160	160	225	251	195	157	134			4.67
180	DWALD60180	180	245	261	205	161	142			5.31
200	DWALD60200	200	265	271	215	165	150			5.99
225	DWALD60225	225	290	284	228	170	161			6.88
250	DWALD60250	250	315	296	240	175	171			7.82
300	DWALD60300	300	365	321	265	186	192			9.85
350	DWALD60350	350	415	346	290	196	212			12.83
400	DWALD60400	400	465	371	315	207	233			15.43
450	DWALD60450	450	515	396	340	217	254			18.24
500	DWALD60500	500	565	421	365	227	274			21.27
600	DWALD60600	600	665	471	415	248	316			27.97

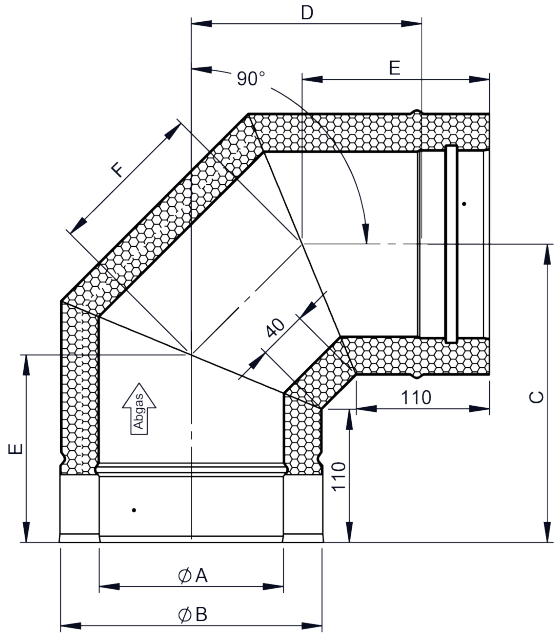

DWAL...57

Winkel 87° mit Stützfuß

Ø	Code	A	B	C	D	E	F	G	H	kg
080	DWALD57080	080	145	207	176	394				3.09
100	DWALD57100	100	165	216	186	414				3.77
115	DWALD57115	115	180	223	194	429				4.28
130	DWALD57130	130	195	230	201	444				4.79
150	DWALD57150	150	215	240	211	464				5.51
160	DWALD57160	160	225	244	216	474				5.9
180	DWALD57180	180	245	254	226	494				6.68
200	DWALD57200	200	265	263	236	514				7.51
225	DWALD57225	225	290	275	249	539				8.6
250	DWALD57250	250	315	287	261	564				9.75
300	DWALD57300	300	365	311	287	614				12.23
350	DWALD57350	350	415	334	312	664				16.02
400	DWALD57400	400	465	358	337	714				19.23
450	DWALD57450	450	515	382	362	764				22.68
500	DWALD57500	500	565	406	387	814				26.44
600	DWALD57600	600	665	453	437	914				34.74

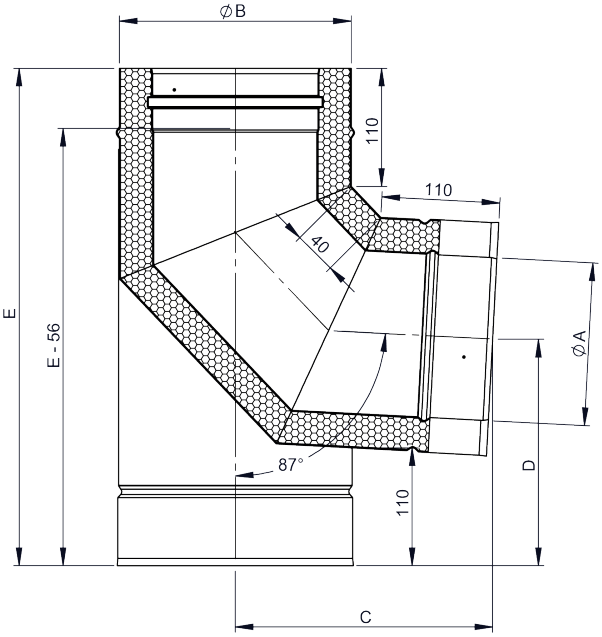

DWAL...67

Winkel 87° mit Revisionsöffnung (bis 200°C/ P1)

Ø	Code	A	B	C	D	E	F	G	H	kg
080	DWALD67080	080	145	207	80	213				1.79
100	DWALD67100	100	165	216	100	226				2.16
115	DWALD67115	115	180	220	100	230				2.49
130	DWALD67130	130	195	230	100	241				2.77
150	DWALD67150	150	215	240	130	248				3.45
160	DWALD67160	160	225	245	130	253				3.59
180	DWALD67180	180	245	254	130	263				3.91
200	DWALD67200	200	265	264	130	273				4.42
225	DWALD67225	225	290	275	150	286				5.24
250	DWALD67250	250	315	287	150	298				5.72
300	DWALD67300	300	365	311	150	323				8.07
350	DWALD67350	350	415	335	150	348				9.88
400	DWALD67400	400	465	358	200	373				11.23
450	DWALD67450	450	515	382	200	398				13.08
500	DWALD67500	500	565	406	200	423				15.05
600	DWALD67600	600	665	453	250	473				20.41

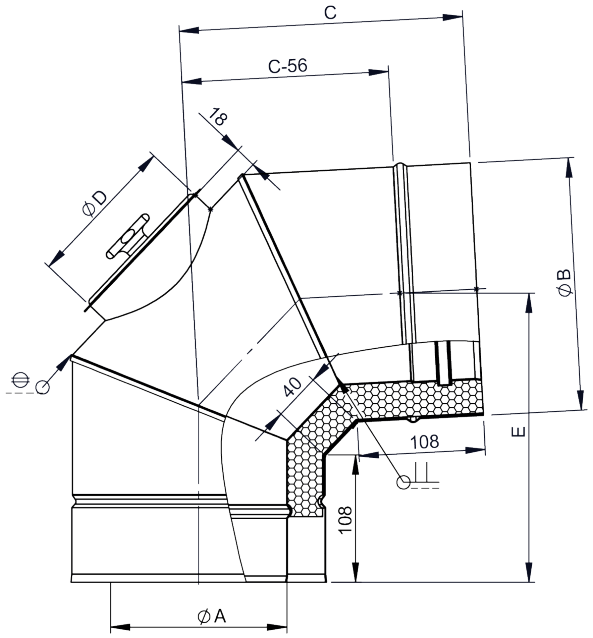

DWAL...19

Winkel 90° mit Revisionsöffnung (bis 200°C/ P1)

Ø	Code	A	B	C	D	E	F	G	H	kg
080	DWALD19080	080	145	211	155	140	101	80		2.1
100	DWALD19100	100	165	221	165	144	109	100		2.6
115	DWALD19115	115	180	229	173	148	115	100		2.9
130	DWALD19130	130	195	236	180	151	121	100		3.3
150	DWALD19150	150	215	246	190	155	129	130		3.8
160	DWALD19160	160	225	251	196	157	134	130		4.1
180	DWALD19180	180	245	261	205	161	142	130		4.6
200	DWALD19200	200	265	271	215	165	150	130		5.2
225	DWALD19225	225	290	284	228	170	161	130		5.9
250	DWALD19250	250	315	296	240	175	171	130		6.7
300	DWALD19300	300	365	321	265	186	192	150		8.4
350	DWALD19350	350	415	346	290	195	212	200		10.4
400	DWALD19400	400	465	371	315	207	233	200		12.5
450	DWALD19450	450	515	396	340	217	254	200		14.7
500	DWALD19500	500	565	421	365	227	274	200		17
600	DWALD19600	600	665	471	415	248	316	200		22.3

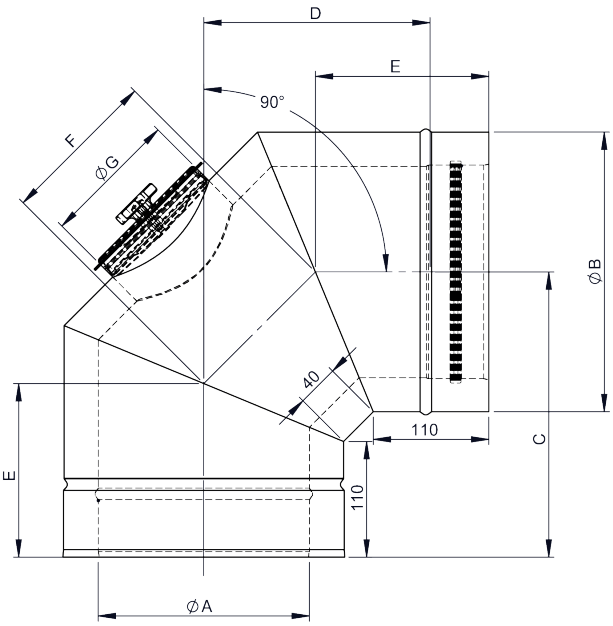

DWAL32

Mündungsabschluss (bis 200°C/P1)

Ø	Code	A	B	C	D	E	F	G	H	kg
100	DWAL32100	98	165							0.9
115	DWAL32115	113	180							1.1
130	DWAL32130	128	195							1.2
150	DWAL32150	148	215							1.3
160	DWAL32160	158	225							1.4
180	DWAL32180	178	245							1.6
200	DWAL32200	198	265							1.7
250	DWAL32250	248	315							2.1
300	DWAL32300	298	365							3.2
350	DWAL32350	248	415							3.7
400	DWAL32400	398	465							4.1
080	DWAL32080	78	145							0.8
225	DWAL32225	223	290							1.9
450	DWAL32450	448	515							4.6
500	DWAL32500	498	565							5.1
600	DWAL32600	598	665							6.1

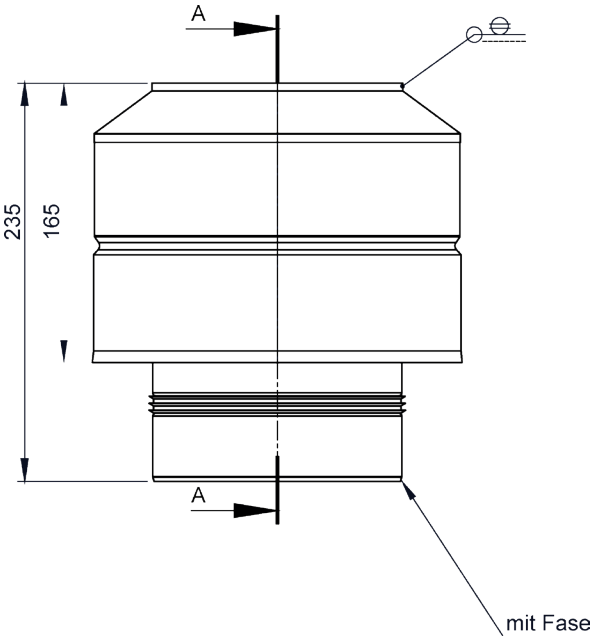

DW31

Wetterkragen/Wandrosette

für Ø	Code	A	B	C	D	E	F	G	H	kg
080	DW31080		145							0,3
100	DW31100		165							0,3
115	DW31115		180							0,3
130	DW31130		195							0,3
150	DW31150		215							0,3
160	DW31160		225							0,3
180	DW31180		245							0,4
200	DW31200		265							0,4
225	DW31225		290							0,4
250	DW31250		315							0,4
300	DW31300		365							0,5
350	DW31350		415							0,5
400	DW31400		465							0,6
450	DW31450		515							0,6
500	DW31500		565							0,7
600	DW31600		665							0,8

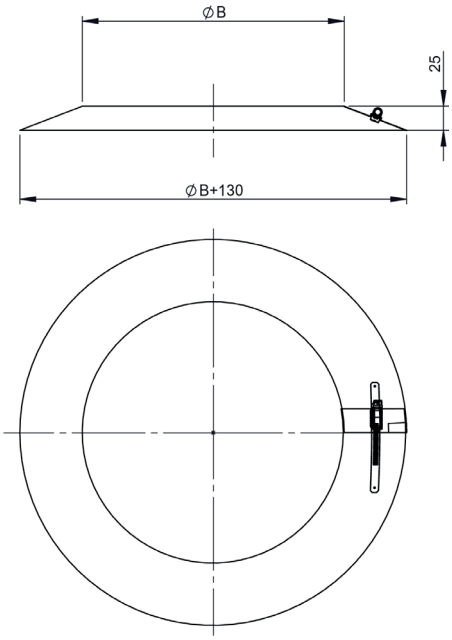

DW80

Wetterkragen „Spezial"

für Ø	Code	A	B	C	D	E	F	G	H	kg
080	DW80080	145								
100	DW80100	165								
115	DW80115	180								
130	DW80130	195								
150	DW80150	215								
160	DW80160	225								
180	DW80180	245								
200	DW80200	265								
225	DW80225	290								
250	DW80250	315								
300	DW80300	365								
350	DW80350	415								
400	DW80400	465								
450	DW80450	515								
500	DW80500	565								
600	DW80600	665								

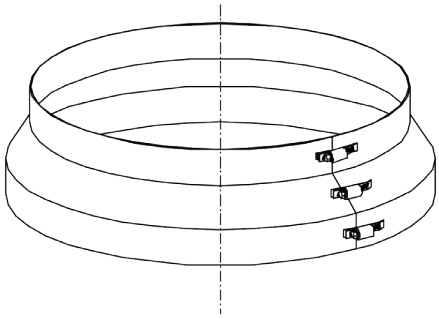

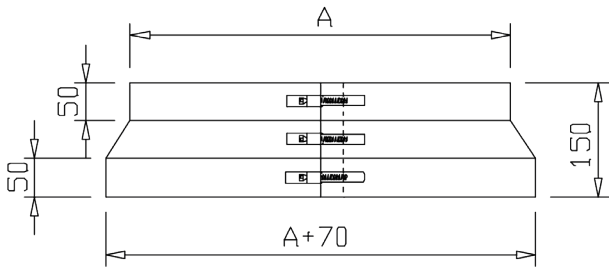

DW80HL

Wetterkragen „Spezial" mit Hinterlüftung

für Ø	Code	A	B	C	D	E	F	G	H	kg
080	DW80HL080	145	255							0.39
100	DW80HL100	165	275							0.45
115	DW80HL115	180	290							0.47
130	DW80HL130	195	305							0.51
150	DW80HL150	215	325							0.53
160	DW80HL160	225	335							0.55
180	DW80HL180	245	355							0.58
200	DW80HL200	265	375							0.61
225	DW80HL225	290	400							0.66
250	DW80HL250	315	425							0.7
300	DW80HL300	365	475							0.78
350	DW80HL350	415	525							0.86
400	DW80HL400	465	575							0.95
450	DW80HL450	515	625							1.03
500	DW80HL500	565	675							1.12
600	DW80HL600	665	775							1.28

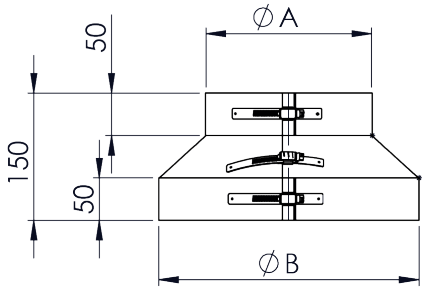

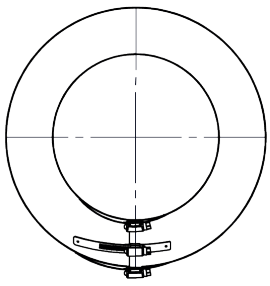

DW307

Wetterkragen mit Rand



für Ø	Code	A	B	C	D	E	F	G	H	kg
080	DW307080		145							0,3
100	DW307100		165							0,3
115	DW307115		180							0,3
130	DW307130		195							0,3
150	DW307150		215							0,3
160	DW307160		225							0,4
180	DW307180		245							0,4
200	DW307200		265							0,4
225	DW307225		290							0,4
250	DW307250		315							0,5
300	DW307300		365							0,5
350	DW307350		415							0,6
400	DW307400		465							0,6
450	DW307450		515							0,7
500	DW307500		565							0,7
600	DW307600		665							0,9

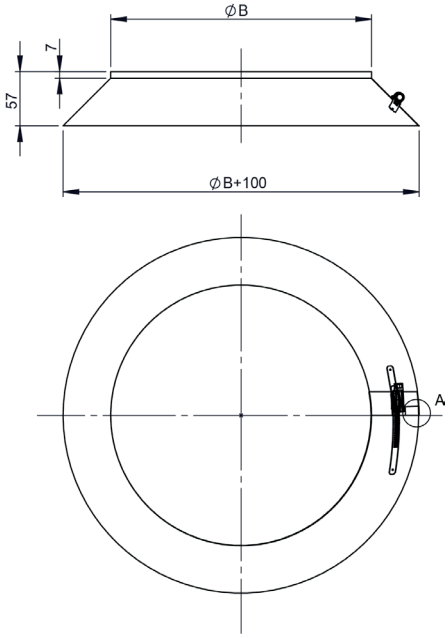

DW81

Dachdurchführung 5°-15° mit Wetterkragen



für Ø	Code	A	B	C	D	E	F	G	H	kg
080	DW81080		195	230	635	630				3.31
100	DW81100		215	250	655	650				3.52
115	DW81115		230	265	670	665				3.67
130	DW81130		245	280	685	680				3.82
150	DW81150		265	300	705	700				4.03
160	DW81160		275	310	715	710				4.14
180	DW81180		295	330	735	730				4.34
200	DW81200		315	350	755	750				4.56
225	DW81225		340	375	785	775				4.84
250	DW81250		365	400	810	800				5.11
300	DW81300		415	450	860	850				5.66
350	DW81350		465	500	910	900				6.23
400	DW81400		515	550	960	950				7.08
450	DW81450		565	600	1010	1000				7.52
500	DW81500		615	650	1060	1050				8.41
600	DW81600		715	750	1165	1150				9.72

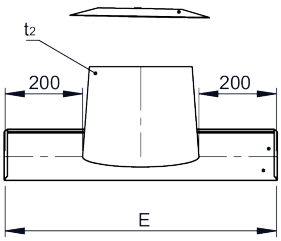

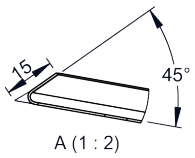

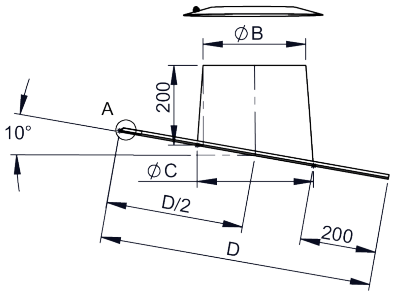

DW82

Dachdurchführung 16°-25° mit Wetterkragen



für Ø	Code	A	B	C	D	E	F	G	H	kg
080	DW82080		195	230	645	630				3.37
100	DW82100		215	250	670	650				3.6
115	DW82115		230	265	685	665				3.76
130	DW82130		245	280	700	680				3.93
150	DW82150		265	300	720	700				4.14
160	DW82160		275	310	730	710				4.25
180	DW82180		295	330	755	730				4.48
200	DW82200		315	350	775	750				4.73
225	DW82225		340	375	800	775				5.01
250	DW82250		365	400	825	800				5.29
300	DW82300		415	450	880	850				5.91
350	DW82350		465	500	935	900				6.55
400	DW82400		515	550	985	950				7.17
450	DW82450		565	600	1040	1000				7.4
500	DW82500		615	650	1095	1050				8.96
600	DW82600		715	750	1200	1150				10.4

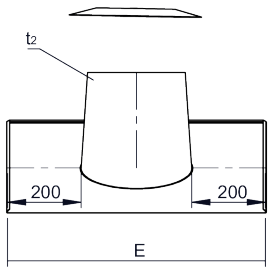

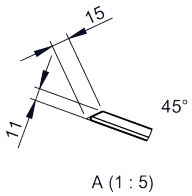

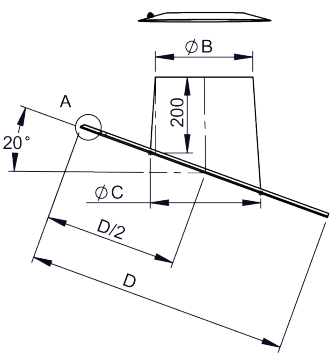

DW39

Dachdurchführung 26-35° mit Wetterkragen



für Ø	Code	A	B	C	D	E	F	G	H	kg
080	DW39080		195	230	665	630				3.48
100	DW39100		215	250	690	650				3.72
115	DW39115		230	265	710	665				3.91
130	DW39130		245	280	725	680				4.08
150	DW39150		265	300	750	700				4.33
160	DW39160		275	310	760	710				4.45
180	DW39180		295	330	785	730				4.68
200	DW39200		315	350	810	750				4.97
225	DW39225		340	375	835	775				5.27
250	DW39250		365	400	865	800				5.6
300	DW39300		415	450	920	850				6.26
350	DW39350		465	500	980	900				7.27
400	DW39400		515	550	1035	950				7.69
450	DW39450		565	600	1095	1000				8.02
500	DW39500		615	650	1150	1050				9.69
600	DW39600		715	750	1270	1150				11.4

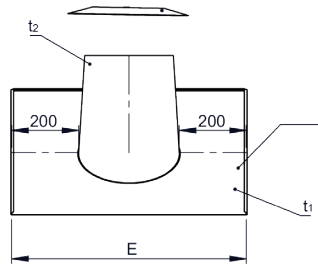

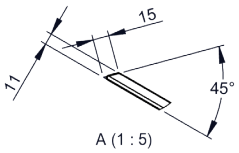

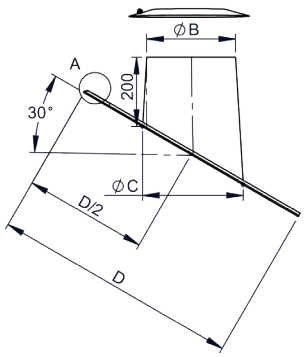

DW83

Dachdurchführung 36°-45° mit Wetterkragen



für Ø	Code	A	B	C	D	E	F	G	H	kg
080	DW83080		195	230	700	630				3.98
100	DW83100		215	250	730	650				4.18
115	DW83115		230	265	750	665				4.33
130	DW83130		245	280	765	680				4.48
150	DW83150		265	300	795	700				4.68
160	DW83160		275	310	805	710				4.77
180	DW83180		295	330	830	730				4.95
200	DW83200		315	350	860	750				5.17
225	DW83225		340	375	890	775				5.43
250	DW83250		365	400	925	800				5.68
300	DW83300		415	450	990	850				6.21
350	DW83350		465	500	1055	900				6.72
400	DW83400		515	550	1120	950				7.26
450	DW83450		565	600	1185	1000				7.37
500	DW83500		615	650	1250	1050				9.31
600	DW83600		715	750	1380	1150				10.7

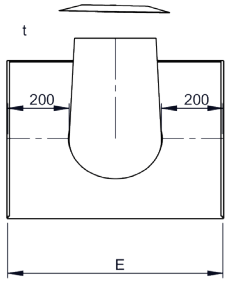

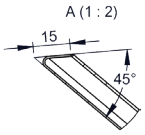

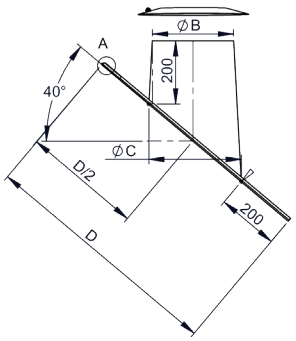

DW52

Flachdachdurchführung konisch mit Wetterkragen



für Ø	Code	A	B	C	D	E	F	G	H	kg
080	DW52080	080		195	245	545				3.93
100	DW52100	100		215	265	565				3.59
115	DW52115	115		230	280	580				3.73
130	DW52130	130		245	295	595				3.88
150	DW52150	150		265	315	615				4.13
160	DW52160	160		275	325	625				4.17
180	DW52180	180		295	345	645				4.37
200	DW52200	200		315	365	665				4.56
225	DW52225	225		340	390	690				4.8
250	DW52250	250		365	415	715				4.83
300	DW52300	300		415	465	765				5.55
350	DW52350	350		465	515	815				6.05
400	DW52400	400		515	565	865				6.56
450	DW52450	450		565	615	915				7.08
500	DW52500	500		616	665	965				7.59
600	DW52600	600		715	765	1065				8.65

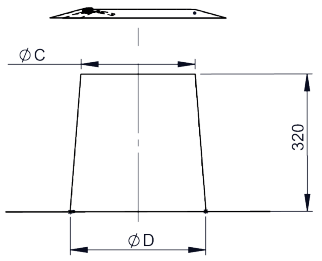

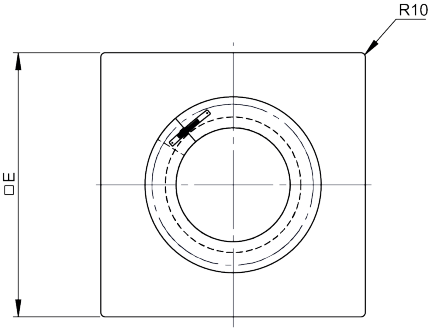

DW52ZY

Flachdachdurchführung zylindrisch mit Wetterkragen



für Ø	Code	A	B	C	D	E	F	G	H	kg
080	DW52080ZY	195	595							
100	DW52100ZY	215	615							
115	DW52115ZY	230	630							
130	DW52130ZY	245	645							
150	DW52150ZY	265	665							
160	DW52160ZY	275	675							
180	DW52180ZY	295	695							
200	DW52200ZY	315	715							
225	DW52225ZY	340	740							
250	DW52250ZY	365	765							
300	DW52300ZY	415	815							
350	DW52350ZY	465	865							
400	DW52400ZY	515	915							
450	DW52450ZY	565	965							
500	DW52500ZY	615	1015							
600	DW52600ZY	715	1115							

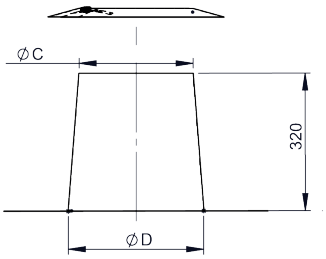

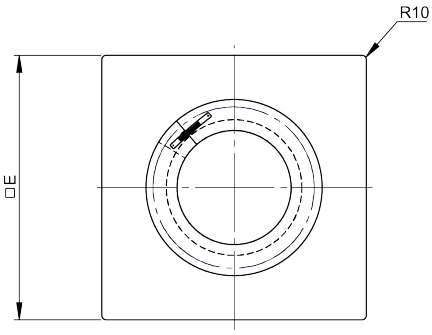

DW53

Dachdurchführung 5-15° mit Bleirand und Wetterkragen



für Ø	Code	A	B	C	D	E	F	G	H	kg
080	DW53080		195	230	1000	630				7.71
100	DW53100		215	250	1000	650				7.93
115	DW53115		230	265	1000	665				8.11
130	DW53130		245	280	1000	680				8.26
150	DW53150		265	300	1000	700				8.47
160	DW53160		275	310	1000	710				8.58
180	DW53180		295	330	1000	730				8.77
200	DW53200		315	350	1000	750				8.98
225	DW53225		340	375	1000	775				9.22
250	DW53250		365	400	1000	800				9.44
300	DW53300		415	450	1000	850				9.87
350	DW53350		465	500	1000	900				11.4
400	DW53400		515	550	1010	950				11.5
450	DW53450		565	600	1060	1000				12.2
500	DW53500		615	650	1110	1050				12.9
600	DW53600		715	750	1220	1150				14.8

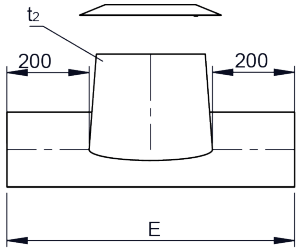

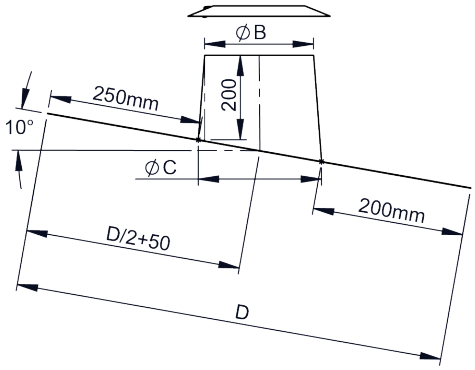

DW59

Dachdurchführung 16-25° mit Bleirand und Wetterkragen



für Ø	Code	A	B	C	D	E	F	G	H	kg
080	DW59080		195	230	1000	630				6.29
100	DW59100		215	250	1000	650				6.49
115	DW59115		230	265	1000	665				6.64
130	DW59130		245	280	1000	680				6.79
150	DW59150		265	300	1000	700				6.98
160	DW59160		275	310	1000	710				7.08
180	DW59180		295	330	1000	730				7.24
200	DW59200		315	350	1000	750				7.45
225	DW59225		340	375	1000	775				7.66
250	DW59250		365	400	1000	800				7.88
300	DW59300		415	450	1000	850				8.28
350	DW59350		465	500	1000	900				8.66
400	DW59400		515	550	1040	950				9.35
450	DW59450		565	600	1090	1000				10.2
500	DW59500		615	650	1150	1050				11.1
600	DW59600		715	750	1250	1150				12.7

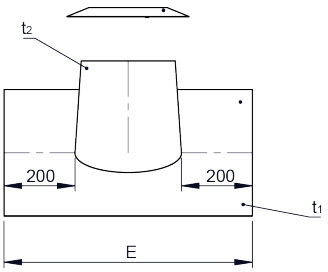

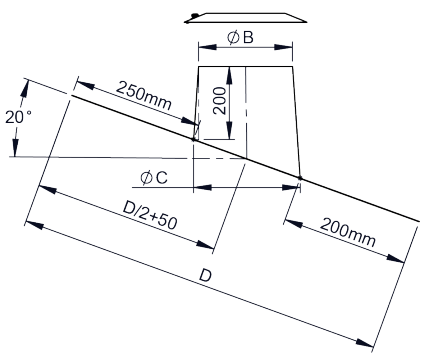

DW38

Dachdurchführung 26-35° mit Bleirand und Wetterkragen



für Ø	Code	A	B	C	D	E	F	G	H	kg
080	DW38080		195	230	1000	630				6.3
100	DW38100		215	250	1000	650				6.51
115	DW38115		230	265	1000	665				6.66
130	DW38130		245	280	1000	680				6.98
150	DW38150		265	300	1000	700				7.11
160	DW38160		275	310	1000	710				7.22
180	DW38180		295	330	1000	730				7.28
200	DW38200		315	350	1000	750				7.49
225	DW38225		340	375	1000	775				7.72
250	DW38250		365	400	1000	800				7.94
300	DW38300		415	450	1000	850				8.38
350	DW38350		465	500	1030	900				9.92
400	DW38400		515	550	1090	950				9.94
450	DW38450		565	600	1150	1000				10.9
500	DW38500		615	650	1200	1050				11.8
600	DW38600		715	750	1320	1150				12.8

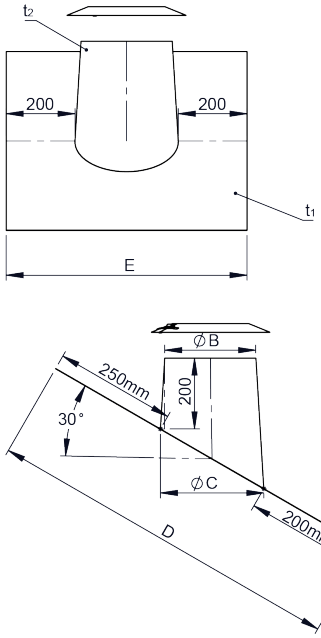

DW54

Dachdurchführung 36-45° mit Bleirand und Wetterkragen



für Ø	Code	A	B	C	D	E	F	G	H	kg
080	DW54080		195	230	1000	630				6.29
100	DW54100		215	250	1000	650				6.51
115	DW54115		230	265	1000	665				6.66
130	DW54130		245	280	1000	680				6.81
150	DW54150		265	300	1000	700				7.01
160	DW54160		275	310	1000	710				7.11
180	DW54180		295	330	1000	730				7.29
200	DW54200		315	350	1000	750				7.51
225	DW54225		340	375	1000	775				7.75
250	DW54250		365	400	1000	800				8
300	DW54300		415	450	1040	850				7.74
350	DW54350		465	500	1110	900				9.75
400	DW54400		515	550	1170	950				10.7
450	DW54450		565	600	1235	1000				11.7
500	DW54500		615	650	1300	1050				12.8
600	DW54600		715	750	1430	1150				15.7

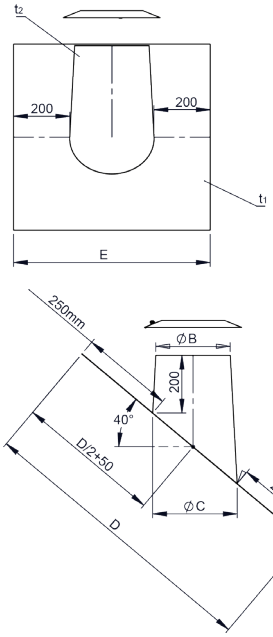

DW70

Wand-/ Deckenblende einteilig 0°

für Ø	Code	A	B	C	D	E	F	G	H	kg
080	DW70080			150	450					0,88
100	DW70100			170	470					0,94
115	DW70115			185	485					0,99
130	DW70130			200	500					1,04
150	DW70150			220	520					1,1
160	DW70160			230	530					1,13
180	DW70180			250	550					1,2
200	DW70200			270	570					1,27
225	DW70225			295	595					1,35
250	DW70250			320	620					1,44
300	DW70300			370	670					1,62
350	DW70350			420	720					1,8
400	DW70400			470	770					1,99
450	DW70450			520	820					2,18
500	DW70500			570	870					2,38
600	DW70600			670	970					2,79

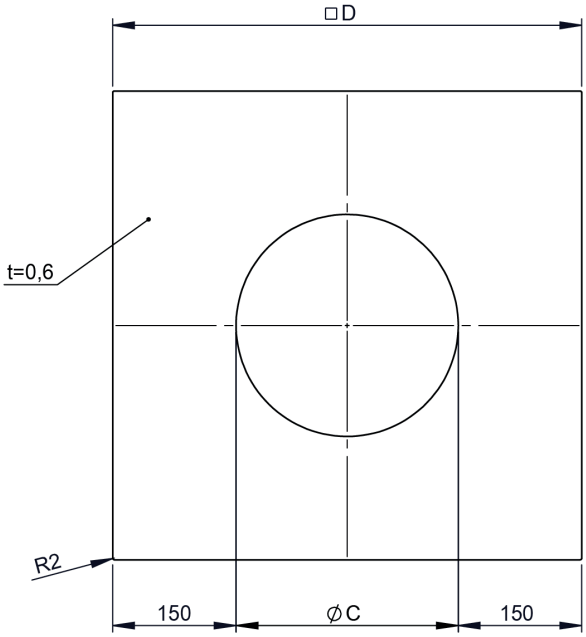

DW71

Wand-/ Deckenblende einteilig 1-65°

für Ø	Code	A	B	C	D	E	F	G	H	kg
080	DW71080	451	151							
100	DW71100	471	171							
115	DW71115	486	186							
130	DW71130	501	201							
150	DW71150	521	221							
160	DW71160	531	231							
180	DW71180	551	251							
200	DW71200	571	271							
225	DW71225	596	296							
250	DW71250	621	321							
300	DW71300	671	371							
350	DW71350	721	421							
400	DW71400	771	471							
450	DW71450	821	521							
500	DW71500	871	571							
600	DW71600	971	671							

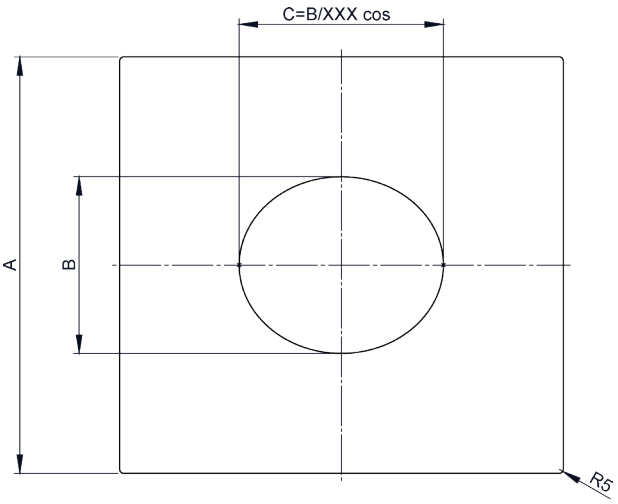

DW74

Wand-/ Deckenblende zweiteilig 0°

für Ø	Code	A	B	C	D	E	F	G	H	kg
080	DW74080	148	448							0.91
100	DW74100	168	468							0.97
115	DW74115	183	483							1.02
130	DW74130	198	498							1.07
150	DW74150	218	518							1.13
160	DW74160	228	528							1.17
180	DW74180	248	548							1.23
200	DW74200	268	568							1.3
225	DW74225	293	593							1.38
250	DW74250	318	618							1.47
300	DW74300	368	668							1.65
350	DW74350	418	718							1.83
400	DW74400	468	768							2.02
450	DW74450	518	818							2.21
500	DW74500	568	868							2.41
600	DW74600	668	968							2.82

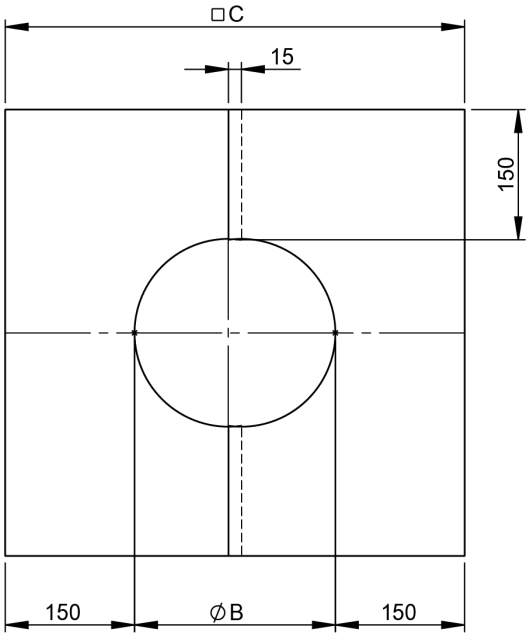

DW75

Wand-/ Deckenblende zweiteilig 1-65°

für Ø	Code	A	B	C	D	E	F	G	H	kg
080	DW75080	151	448							
100	DW75100	171	468							
115	DW75115	186	483							
130	DW75130	201	498							
150	DW75150	221	518							
160	DW75160	231	528							
180	DW75180	251	548							
200	DW75200	271	568							
225	DW75225	296	593							
250	DW75250	321	618							
300	DW75300	371	668							
350	DW75350	421	718							
400	DW75400	471	768							
450	DW75450	521	818							
500	DW75500	571	868							
600	DW75600	671	968							

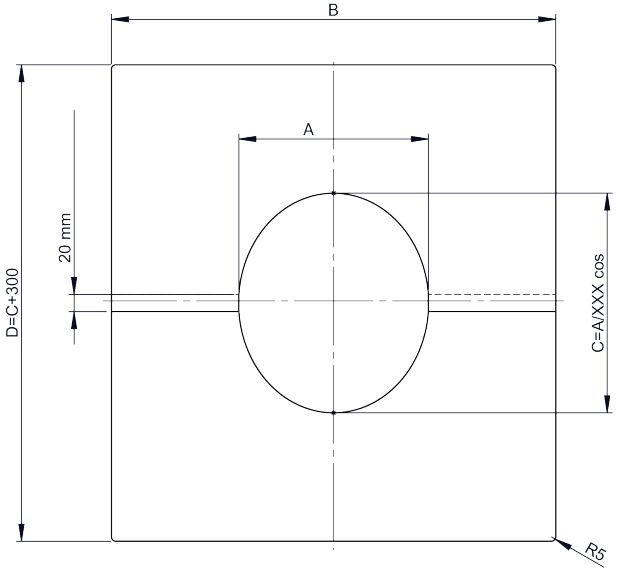

DW70HL

Deckenblende für Hinterlüftung einteilig 0°

für Ø	Code	A	B	C	D	E	F	G	H	kg
080	DW70HL080	451	151							0.7
100	DW70HL100	471	171							0.8
115	DW70HL115	486	186							0.8
130	DW70HL130	501	201							0.9
150	DW70HL150	521	221							0.9
160	DW70HL160	531	231							1.3
180	DW70HL180	551	251							1.3
200	DW70HL200	571	271							1.4
225	DW70HL225	596	296							1.5
250	DW70HL250	621	321							1.6
300	DW70HL300	671	371							2.2
350	DW70HL350	721	421							2.5
400	DW70HL400	771	471							2.8
450	DW70HL450	821	521							3
500	DW70HL500	871	571							3.3
600	DW70HL600	971	671							3.9

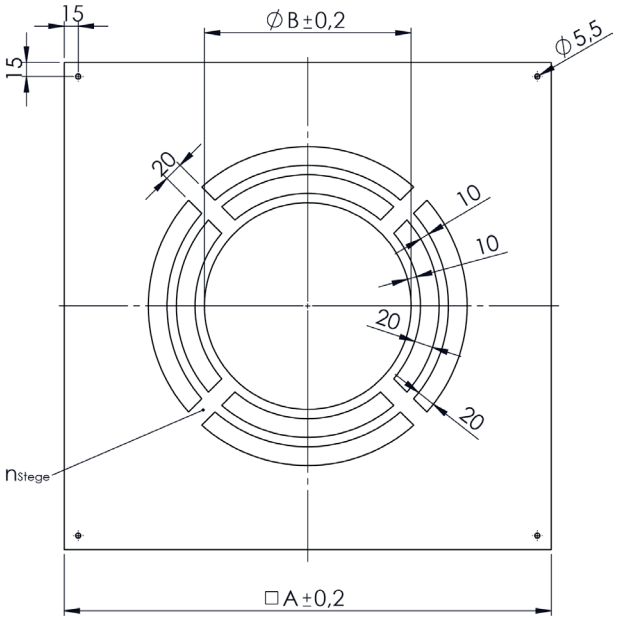

DW71HL

Deckenblende für Hinterlüftung einteilig 1-65°

für Ø	Code	A	B	C	D	E	F	G	H	kg
080	DW71HL080	451	151							
100	DW71HL100	471	171							
115	DW71HL115	486	186							
130	DW71HL130	501	201							
150	DW71HL150	521	221							
160	DW71HL160	531	231							
180	DW71HL180	551	251							
200	DW71HL200	571	271							
225	DW71HL225	596	296							
250	DW71HL250	621	321							
300	DW71HL300	671	371							
350	DW71HL350	721	421							
400	DW71HL400	771	471							
450	DW71HL450	821	521							
500	DW71HL500	871	571							
600	DW71HL600	971	671							

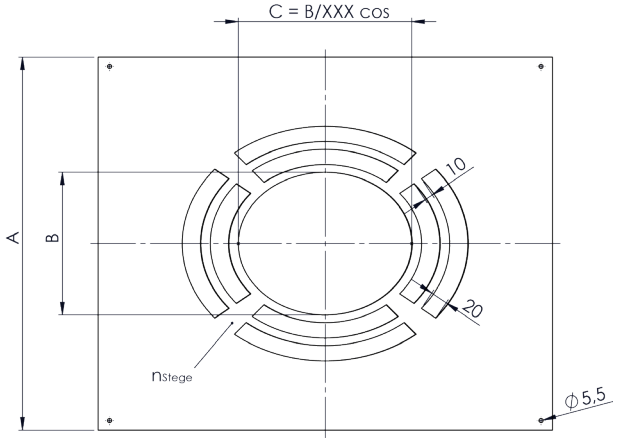

DW74HL

Deckenblende für Hinterlüftung zweiteilig 0°

für Ø	Code	A	B	C	D	E	F	G	H	kg
080	DW74HL080	448	48							0.7
100	DW74HL100	468	168							0.8
115	DW74HL115	483	183							0.8
130	DW74HL130	498	198							0.9
150	DW74HL150	518	218							0.9
160	DW74HL160	528	228							1.3
180	DW74HL180	548	248							1.3
200	DW74HL200	568	268							1.4
225	DW74HL225	593	293							1.5
250	DW74HL250	618	318							1.6
300	DW74HL300	668	368							2.2
350	DW74HL350	718	418							2.5
400	DW74HL400	768	468							2.8
450	DW74HL450	818	518							3
500	DW74HL500	868	568							3.3
600	DW74HL600	968	668							3.9

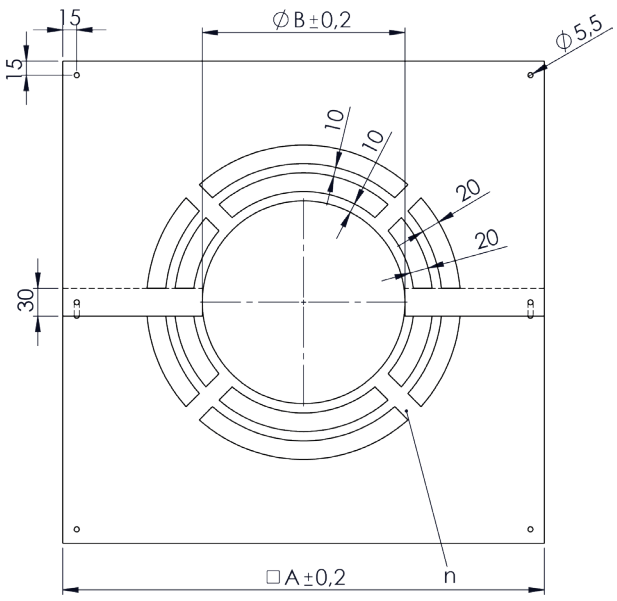

DW75HL

Deckenblende für Hinterlüftung zweiteilig 1°-65°



für Ø	Code	A	B	C	D	E	F	G	H	kg
080	DW75HL080	48	448							1.19
100	DW75HL100	168	468							1.27
115	DW75HL115	183	483							1.33
130	DW75HL130	198	498							1.39
150	DW75HL150	218	518							1.48
160	DW75HL160	228	528							1.52
180	DW75HL180	248	548							1.6
200	DW75HL200	268	568							1.69
225	DW75HL225	293	593							1.8
250	DW75HL250	318	618							1.91
300	DW75HL300	368	668							2.84
350	DW75HL350	418	718							3.16
400	DW75HL400	468	768							3.48
450	DW75HL450	518	818							3.81
500	DW75HL500	568	868							4.16
600	DW75HL600	668	968							4.87

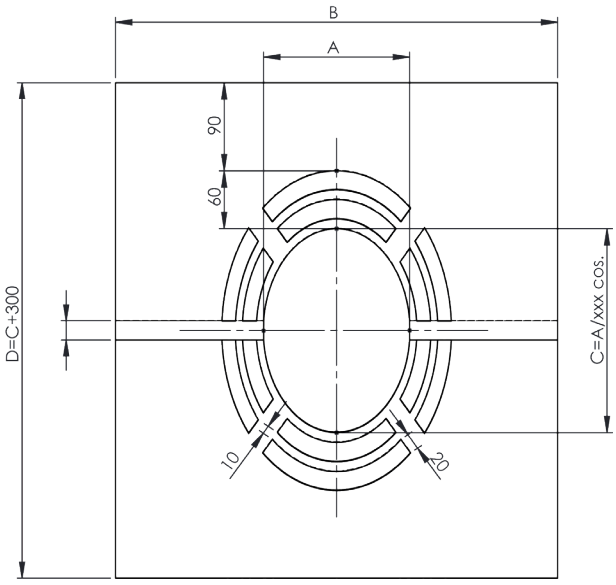

DW99V

Wand-/ Deckenblende zweiteilig 0°-30°



für Ø	Code	A	B	C	D	E	F	G	H	kg
080	DW99V080	440	148	270						
100	DW99V100	460	168	280						
115	DW99V115									
130	DW99V130	490	198	295						
150	DW99V150	510	218	305						
160	DW99V160									
180	DW99V180	540	248	320						
200	DW99V200	560	268	330						
225	DW99V225									
250	DW99V250	610	318	355						
300	DW99V300	660	368	380						
350	DW99V350	710	418	405						
400	DW99V400	760	468	430						
450	DW99V450	810	518	455						
500	DW99V500	860	568	480						
600	DW99V600	960	668	545						

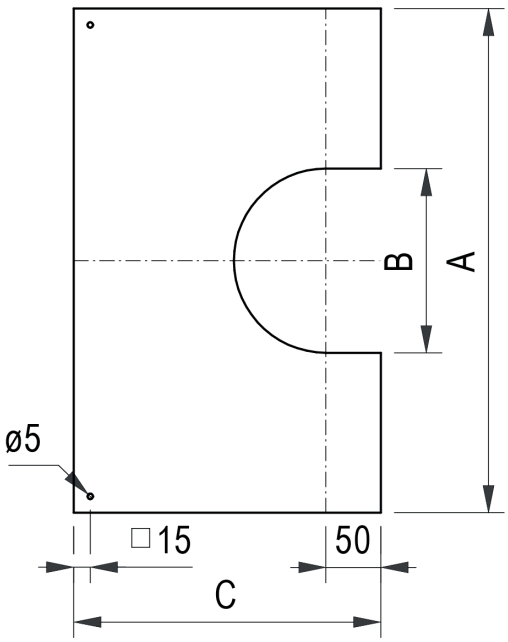

DW98V

Wand-/ Deckenblende zweiteilig 31°-45°



für Ø	Code	A	B	C	D	E	F	G	H	kg
080	DW98V080	440	148	283	87					
100	DW98V100	460	168	294	98					
115	DW98V115									
130	DW98V130	490	198	312	116					
150	DW98V150	510	218	324	128					
160	DW98V160									
180	DW98V180	540	248	341	145					
200	DW98V200	560	268	352	156					
225	DW98V225									
250	DW98V250	610	318	382	186					
300	DW98V300	660	368	415	215					
350	DW98V350	710	418	450	244					
400	DW98V400	760	468	470	273					
450	DW98V450	810	518	525	303					
500	DW98V500	860	568	560	332					
600	DW98V600	960	668	630	390					

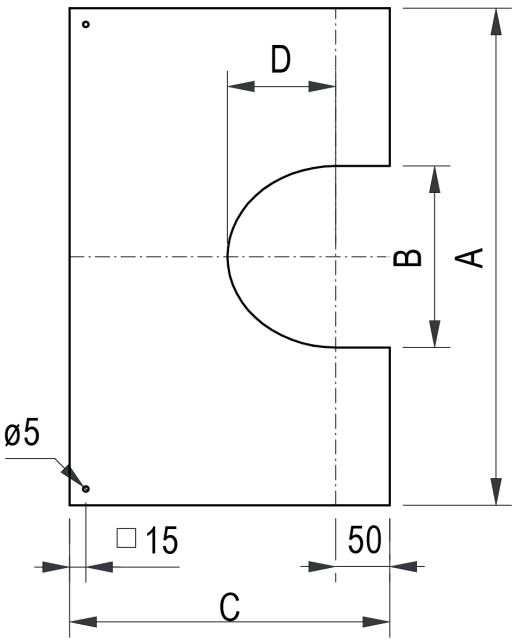

DWAL37LAS

Übergang von konzentrischer Verbindungsleitung auf doppelwandiges Abgassystem

für Ø	Code	A	B	C	D	E	F	G	H	kg
080	DWAL37LAS080									
100	DWAL37LAS100									

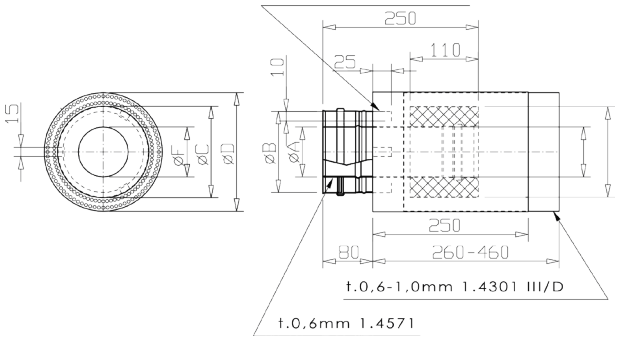

DWAL...37

Übergang EW glatt/DW-AL

Ø	Code	A	B	C	D	E	F	G	H	kg
080	DWALD37080	80	145							0.8
100	DWALD37100	100	165							0.9
115	DWALD37115	115	180							1
130	DWALD37130	130	195							1.1
150	DWALD37150	150	215							1.3
160	DWALD37160	160	225							1.3
180	DWALD37180	180	245							1.5
200	DWALD37200	200	265							1.6
225	DWALD37225	225	290							1.8
250	DWALD37250	250	315							2
300	DWALD37300	300	365							2.3
350	DWALD37350	350	415							2.7
400	DWALD37400	400	465							3
450	DWALD37450	450	515							3.4
500	DWALD37500	500	565							3.7
600	DWALD37600	600	665							4.4

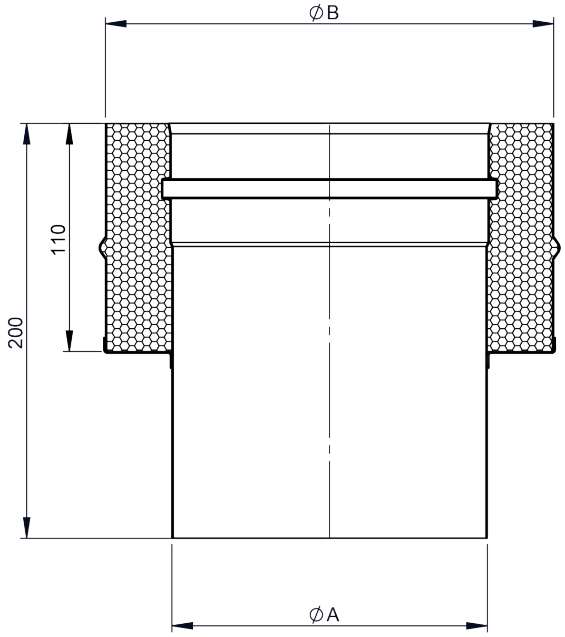

DWAL...37M

Übergang EW-FU/DW-FU

Ø	Code	A	B	C	D	E	F	G	H	kg
080	DWALD37M080	080	145							0.76
100	DWALD37M100	100	165							0.9
115	DWALD37M115	115	180							1.01
130	DWALD37M130	130	195							1.11
150	DWALD37M150	150	215							1.25
160	DWALD37M160	160	225							1.32
180	DWALD37M180	180	245							1.46
200	DWALD37M200	200	265							1.6
225	DWALD37M225	225								
250	DWALD37M250	250	315							1.96
300	DWALD37M300	300	365							2.31
350	DWALD37M350	350	415							2.66
400	DWALD37M400	400								
450	DWALD37M450	450								
500	DWALD37M500	500								
600	DWALD37M600	600								

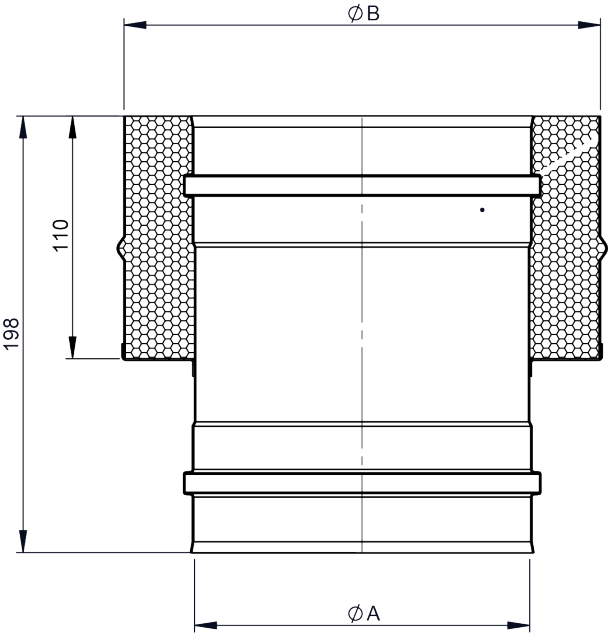

DWAL...37AM

Übergang DW-FU / EW-FU

Ø	Code	A	B	C	D	E	F	G	H	kg
080	DWALD37AM080									
100	DWALD37AM100									
115	DWALD37AM115									
130	DWALD37AM130									
150	DWALD37AM150									
160	DWALD37AM160									
180	DWALD37AM180									
200	DWALD37AM200									
225	DWALD37AM225									
250	DWALD37AM250									
300	DWALD37AM300									
350	DWALD37AM350									
400	DWALD37AM400									
450	DWALD37AM450									
500	DWALD37AM500									
600	DWALD37AM600									

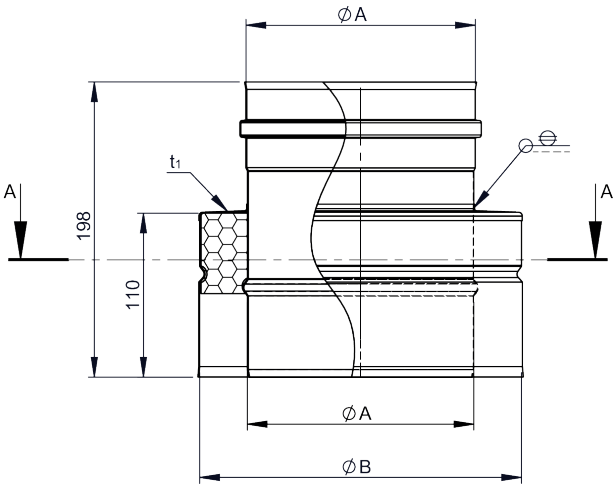

DWAL...37SW

Übergang EW-FU/DW-FU mit integriertem Wandfutter, schräg,

Ø	Code	A	B	C	D	E	F	G	H	kg
080	DWALD37SW080	83	145	75	88					1.07
100	DWALD37SW100	103	165	95	108					1.25
115	DWALD37SW115	118	180	110	123					1.39
130	DWALD37SW130	133	195	125	138					1.53
150	DWALD37SW150	153	215	145	158					1.71
160	DWALD37SW160	163	225	155	168					1.81
180	DWALD37SW180	183	245	175	188					2.06
200	DWALD37SW200	203	265	195	208					2.18
225	DWALD37SW225	228	290	220	233					2.41
250	DWALD37SW250	253	315	245	258					2.64
300	DWALD37SW300	303	365	295	308					3.1
350	DWALD37SW350	353	415	345	358					3.56

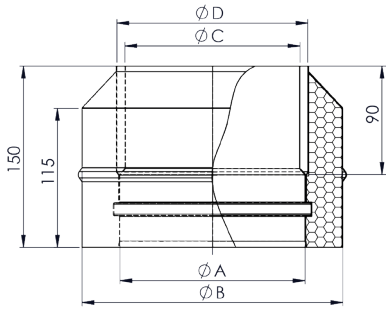

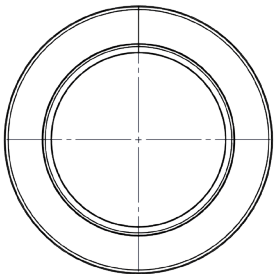

ZUAC2300

Siphon gerade

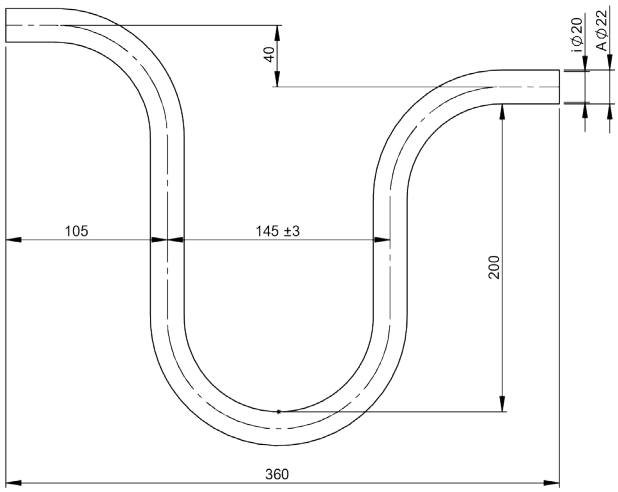

ZUAC2301

Siphon rechts

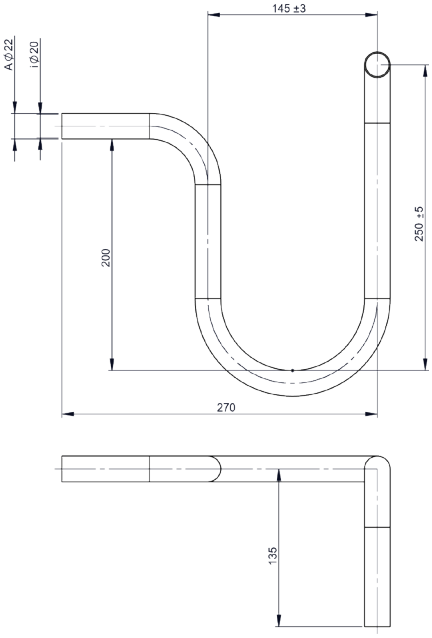

ZUAC2302

Siphon links

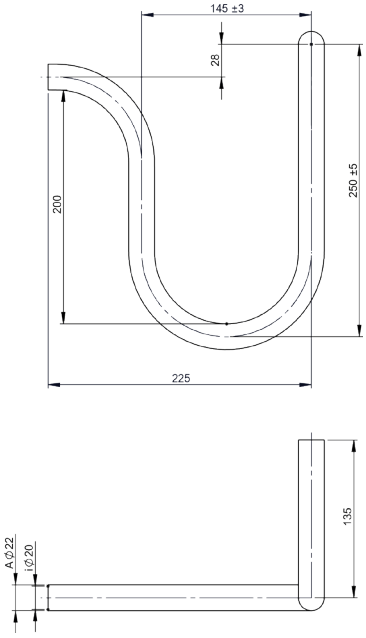

ZUAC2303

Trompetensiphon mit 200mm Sperrwasserhöhe

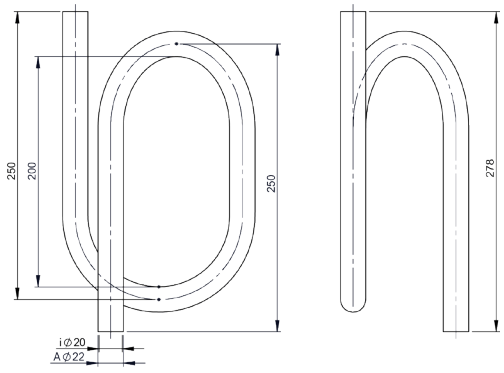

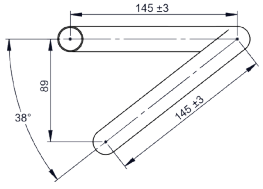

DW55

Sparrenhalterung verstellbar 500-900mm

für Ø	Code	A	B	C	D	E	F	G	H	kg
080	DW55080		145	40	340	840				2
100	DW55100		165	40	330	840				2
115	DW55115		180	40	330	840				1.99
130	DW55130		195	40	320	840				1.99
150	DW55150		215	40	370	840				1.99
160	DW55160		225	40	300	840				1.99
180	DW55180		245	40	290	840				1.98
200	DW55200		265	40	280	840				1.98
225	DW55225		290	40	330	1000				2.07
250	DW55250		315	40	320	1000				2.07
300	DW55300		365	40	290	1000				2.06
350	DW55350		415	40	270	1000				2.06
400	DW55400		465	40	240	1000				2.05
450	DW55450		515	60	300	1000				2.05
500	DW55500		565	60	250	1000				2.8
600	DW55600		665	60	250	1000				2.9

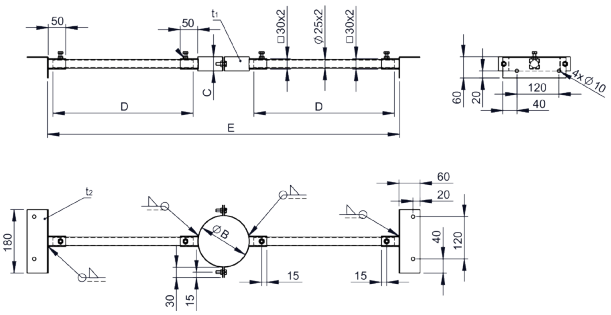

DW55L

Sparrenhalterung light



für Ø	Code	A	B	C	D	E	F	G	H	kg
080	DW55L080	145	800	300						0.69
100	DW55L100	165	820	300						0.72
115	DW55L115	180	835	300						0.73
130	DW55L130	195	850	300						0.75
150	DW55L150	215	870	300						0.77
160	DW55L160	225	880	300						0.79
180	DW55L180	245	900	300						0.81
200	DW55L200	265	920	300						0.84
225	DW55L225	290	845	250						0.81
250	DW55L250	315	870	250						0.84
300	DW55L300	365	920	250						0.9
350	DW55L350	415	970	250						0.96
400	DW55L400	465	1020	250						1.02

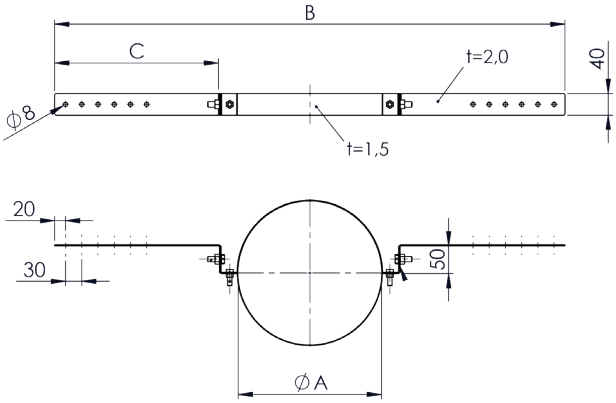

DW40

Unterstützung 800mm-1200mm

für Ø	Code	A	B	C	D	E	F	G	H	kg
080	DW40080	164	100	80	50	1.5				
100	DW40100	164	100	80	50	1.5				
115	DW40115	164	100	80	50	1.5				
130	DW40130	195	120	91	50	1.5				
150	DW40150	210	135	91	50	1.5				
160	DW40160	210	135	91	50	1.5				
180	DW40180	225	150	92	50	1.5				
200	DW40200	255	180	105	50	2				
225	DW40225	225	180	105	50	2				
250	DW40250	255	215	110	80	2				
300	DW40300	328	250	117	80	2				
350	DW40350	328	250	117	80	2				
400	DW40400	417	339	145	150	2				
450	DW40450	417	339	145	150	2				
500	DW40500	480	380	158		2				
600	DW40600	635	535	229	240	2				

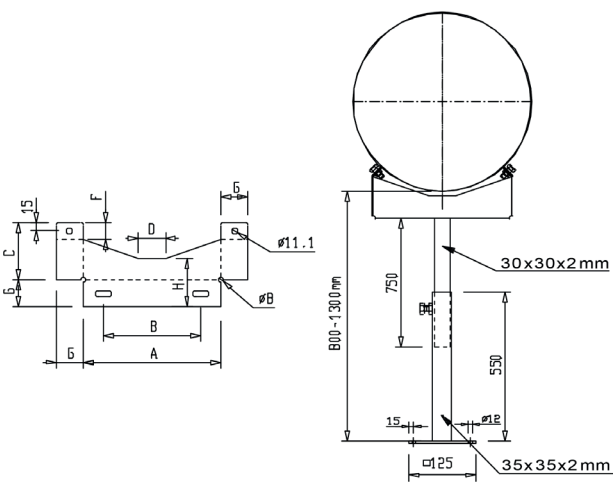

DW40MG

Unterstützung mit Gelenk 800mm-1200mm



für Ø	Code	A	B	C	D	E	F	G	H	kg
080	DW40MG080	145	164							
100	DW40MG100	165	164							
115	DW40MG115	180	164							
130	DW40MG130	195	195							
150	DW40MG150	215	210							
160	DW40MG160	225	210							
180	DW40MG180	245	255							
200	DW40MG200	265	255							
225	DW40MG225	290	255							

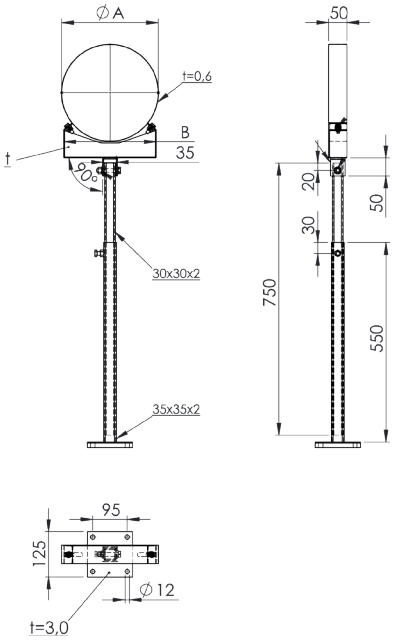

DW40MG

Unterstützung mit Gelenk 800mm-1200mm

für Ø	Code	A	B	C	D	E	F	G	H	kg
250	DW40MG250	315	295	422	352	206				6.9
300	DW40MG300	365	330	458	388	324				7.1
350	DW40MG350	415	330	458	388	415				7.1
400	DW40MG400	465	420	548	478	415				8
450	DW40MG450	515	420	548	478	478				8
500	DW40MG500	565	480	611	541	478				8.4
600	DW40MG600	665	640	766	696	633				9.7

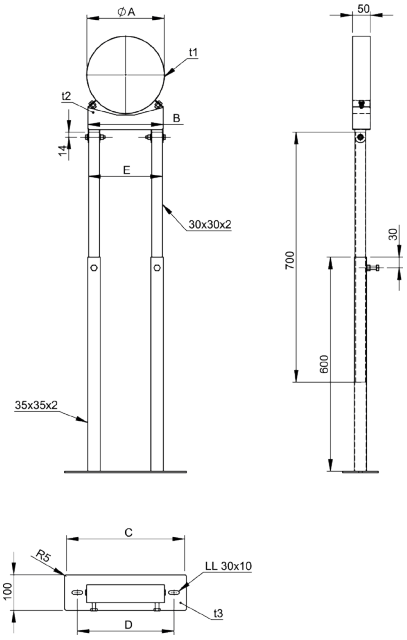

DWAL...294

Längenelement mit Revision (für Verbindungsleitung) (bis 200°C/P1)

Ø	Code	A	B	C	D	E	F	G	H	kg
080	DWALD294080	080	145	358	80					1.8
100	DWALD294100	100	165	358	100					2.14
115	DWALD294115	115	180	358	100					2.36
130	DWALD294130	130	195	358	100					2.57
150	DWALD294150	150	215	358	130					2.99
160	DWALD294160	160	225	358	130					3.02
180	DWALD294180	180	245	358	130					3.29
200	DWALD294200	200	265	358	130					3.57
225	DWALD294225	225	290	398	150					4.34
250	DWALD294250	250	315	398	150					4.75
300	DWALD294300	300	365	398	150					5.54
350	DWALD294350	350	415	398	150					6.76
400	DWALD294400	400	465	478	200					9.21
450	DWALD294450	450	515	478	200					9.68
500	DWALD294500	500	565	478	200					10.64
600	DWALD294600	600	665	478	250					13.16

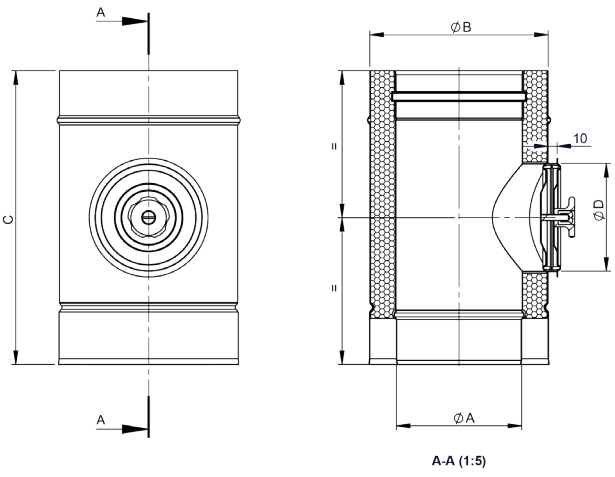

DWAL...50

Schiebeelement für Verbindungsleitung 320-460mm (bis 200°C/P1)

Ø	Code	A	B	C	D	E	F	G	H	kg
080	DWALD50080	080	145							2,5
100	DWALD50100	100	165							2,92
115	DWALD50115	115	180							3,25
130	DWALD50130	130	195							3,56
150	DWALD50150	150	215							3,97
160	DWALD50160	160	225							4,2
180	DWALD50180	180	245							4,63
200	DWALD50200	200	265							5,05
225	DWALD50225	225	290							5,57
250	DWALD50250	250	315							6,11
300	DWALD50300	300	365							7,17
350	DWALD50350	350	415							8,12

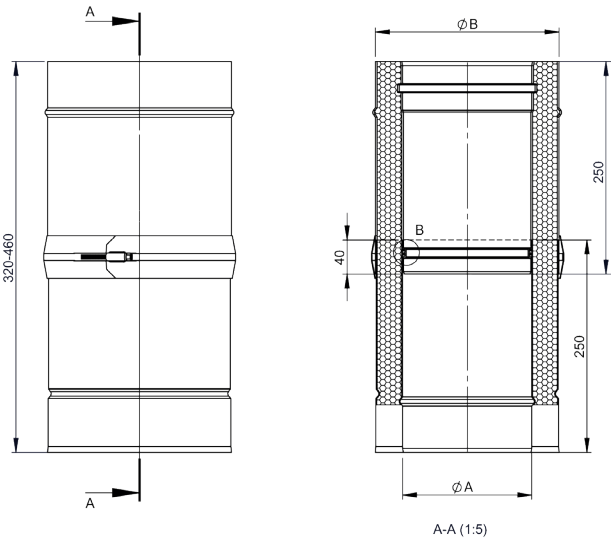

DW42

3-Punkt-Abspannschelle

für Ø	Code	A	B	C	D	E	F	G	H	kg
080	DW42080	145								
100	DW42100	165								
115	DW42115	180								
130	DW42130	195								
150	DW42150	215								
160	DW42160	225								
180	DW42180	245								
200	DW42200	265								
225	DW42225	290								
250	DW42250	315								
300	DW42300	365								
350	DW42350	415								
400	DW42400	465								
450	DW42450	515								
500	DW42500	565								
600	DW42600	665								

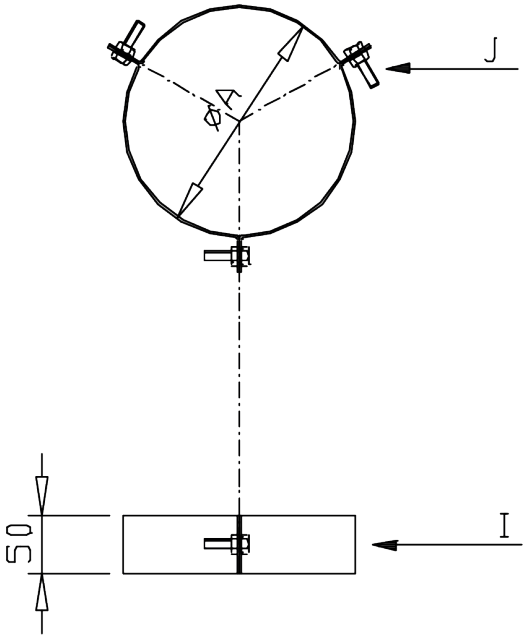

DW61

Deckenaufhängung für Gewindestangen M8

für Ø	Code	A	B	C	D	E	F	G	H	kg
080	DW61080	145								
100	DW61100	165								
115	DW61115	180								
130	DW61130	195								
150	DW61150	215								
160	DW61160	225								
180	DW61180	245								
200	DW61200	265								
225	DW61225	290								
250	DW61250	315								
300	DW61300	365								
350	DW61350	415								
400	DW61400	465								
450	DW61450	515								
500	DW61500	565								
600	DW61600	665								

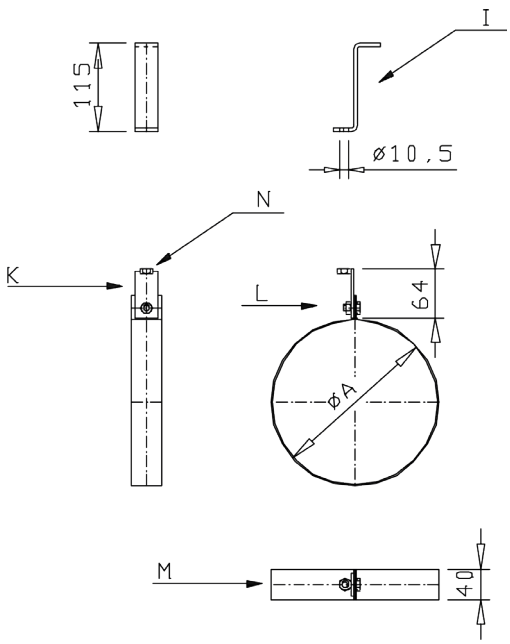

DW62

Deckenaufhängung für Lochband

für Ø	Code	A	B	C	D	E	F	G	H	kg
080	DW62080	145								
100	DW62100	165								
115	DW62115	180								
130	DW62130	195								
150	DW62150	215								
160	DW62160	225								
180	DW62180	245								
200	DW62200	265								
225	DW62225	290								
250	DW62250	315								
300	DW62300	365								
350	DW62350	415								
400	DW62400	465								
450	DW62450	515								
500	DW62500	565								
600	DW62600	665								

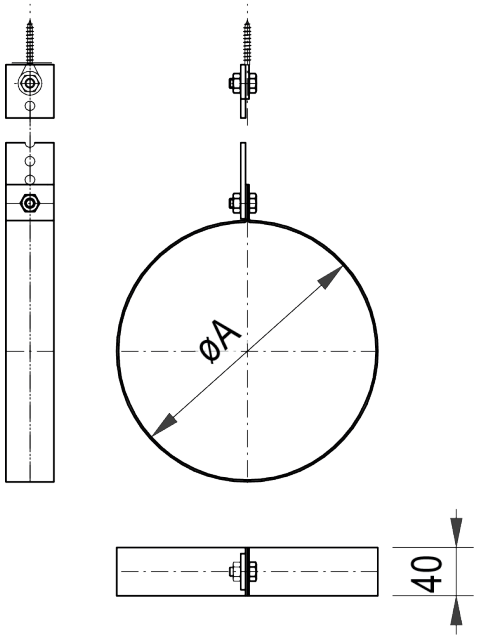

DW69

Blitzschutzschelle

für Ø	Code	A	B	C	D	E	F	G	H	kg
080	DW69080		145							0.5
100	DW69100		165							0.55
115	DW69115		180							0.58
130	DW69130		195							0.62
150	DW69150		215							0.66
160	DW69160		225							0.69
180	DW69180		245							0.74
200	DW69200		265							0.78
225	DW69225		290							0.85
250	DW69250		315							0.9
300	DW69300		365							1.03
350	DW69350		415							1.15
400	DW69400		465							1.27
450	DW69450		515							1.39
500	DW69500		565							1.51
600	DW69600		665							1.76

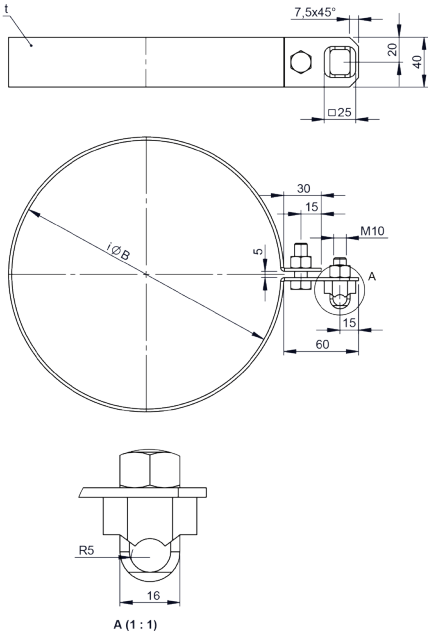

DWAL...51

Messelement 250mm mit 1/2" Muffe und Verschlussschraube

Ø	Code	A	B	C	D	E	F	G	H	kg
080	DWALD51080	080	145							1.39
100	DWALD51100	100	165							1.61
115	DWALD51115	115	180							1.77
130	DWALD51130	130	195							1.93
150	DWALD51150	150	215							2.32
160	DWALD51160	160	225							2.25
180	DWALD51180	180	245							2.47
200	DWALD51200	200	265							2.68
225	DWALD51225	225	290							2.95
250	DWALD51250	250	315							3.22
300	DWALD51300	300	365							3.76
350	DWALD51350	350	415							4.29
400	DWALD51400	400	465							4.83
450	DWALD51450	450	515							5.37
500	DWALD51500	500	565							5.9
600	DWALD51600	600	665							6.98

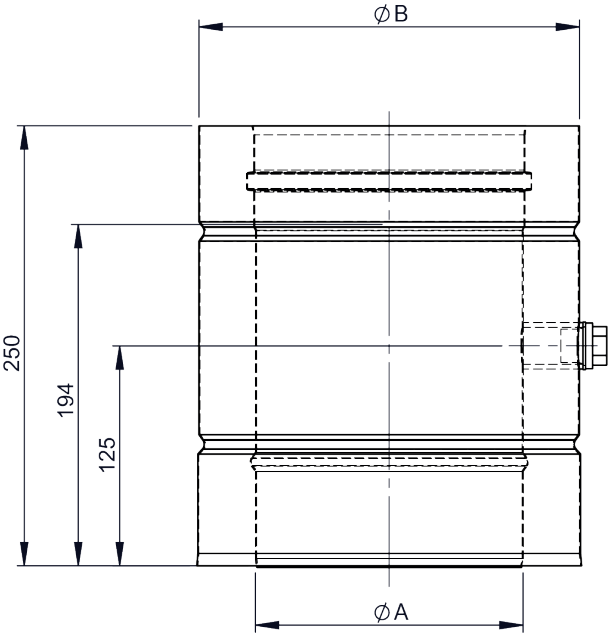

DWAL...1494

Entwässerungselement 250mm für horizontalen und vertikalen Einbau mit 1/2" Nippel

Ø	Code	A	B	C	D	E	F	G	H	kg
080	DWALD1494080	080	145							1.5
100	DWALD1494100	100	165							1.7
115	DWALD1494115	115	180							1.9
130	DWALD1494130	130	195							2
150	DWALD1494150	150	215							2.2
160	DWALD1494160	160	225							2.4
180	DWALD1494180	180	245							2.6
200	DWALD1494200	200	265							2.8
225	DWALD1494225	225	290							3.1
250	DWALD1494250	250	315							3.4
300	DWALD1494300	300	365							4
350	DWALD1494350	350	415							4.5
400	DWALD1494400	400	465							5.1
450	DWALD1494450	450	515							5.7
500	DWALD1494500	500	565							6.2
600	DWALD1494600	600	665							7.4

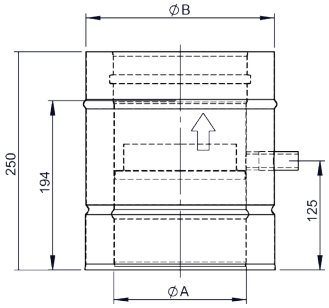

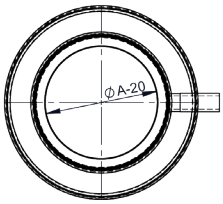

DW41

Klemmband (Ersatzteil)

für Ø	Code	A	B	C	D	E	F	G	H	kg
080	DW41080	145								0.2
100	DW41100	165								0.3
115	DW41115	180								0.3
130	DW41130	195								0.3
150	DW41150	215								0.3
160	DW41160	225								0.4
180	DW41180	245								0.4
200	DW41200	265								0.4
225	DW41225	290								0.4
250	DW41250	315								0.5
300	DW41300	365								0.6
350	DW41350	415								0.6
400	DW41400	465								0.7
450	DW41450	515								0.8
500	DW41500	565								0.8
600	DW41600	665								1

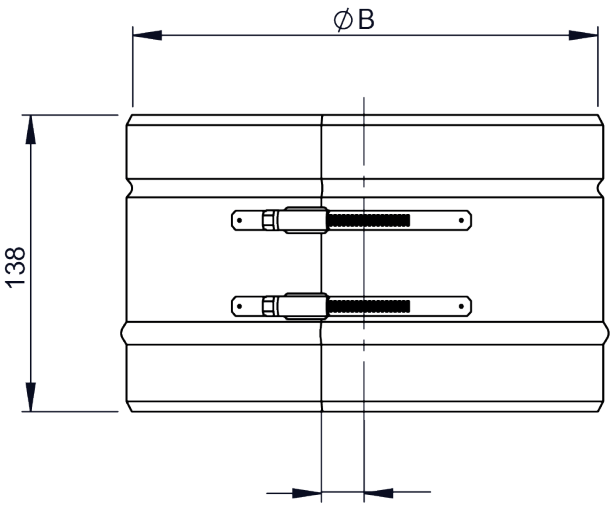

ZUWA1379

Befestigungsschelle 2-teilig

für Ø	Code	A	kg
080	ZUWA1379145	145	0.37
100	ZUWA1379165	165	0.4
115	ZUWA1379180	180	0.41
130	ZUWA1379195	195	0.42
150	ZUWA1379215	215	0.44
160	ZUWA1379225	225	0.45
180	ZUWA1379245	245	0.48
200	ZUWA1379265	265	0.49
225	ZUWA1379290	290	0.5
250	ZUWA1379315	315	0.55
300	ZUWA1379365	365	0.6
350	ZUWA1379415	415	0.63
400	ZUWA1379465	465	0.7
450	ZUWA1379515	515	0.74
500	ZUWA1379565	565	0.78
550	ZUWA1379615	615	0.82

für Ø	Code	A	kg
600	ZUWA1379665	665	0.82

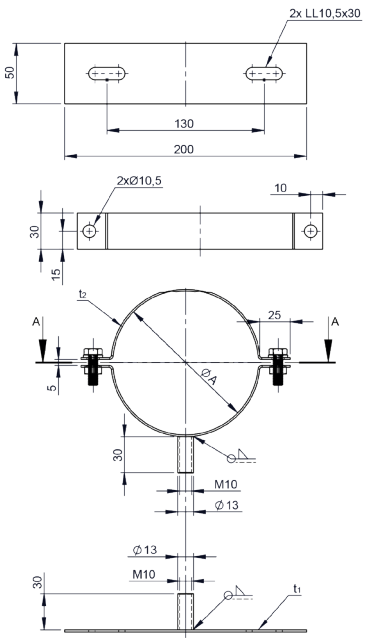

DW191/2.0

2-Punkt-Abspannung mit Rundrohr verstellbar
bis 2000mm

für Ø	Code	A	B	C	D	E	F	G	H	kg
080	DW191080/2.0		145	20	17.2	5				4.23
100	DW191100/2.0		165	20	17.2	5				4.25
115	DW191115/2.0		180	20	17.2	5				4.26
130	DW191130/2.0		190	20	17.2	5				4.27
150	DW191150/2.0		215	20	17.2	5				4.29
160	DW191160/2.0		225	20	17.2	5				4.31
180	DW191180/2.0		245	20	17.2	5				4.35
200	DW191200/2.0		265	20	17.2	5				4.37
225	DW191225/2.0									
250	DW191250/2.0		315	42	38	10				5.43
300	DW191300/2.0		365	42	38	10				5.49
350	DW191350/2.0		415	42	38	10				5.56
400	DW191400/2.0		465	42	38	10				5.62

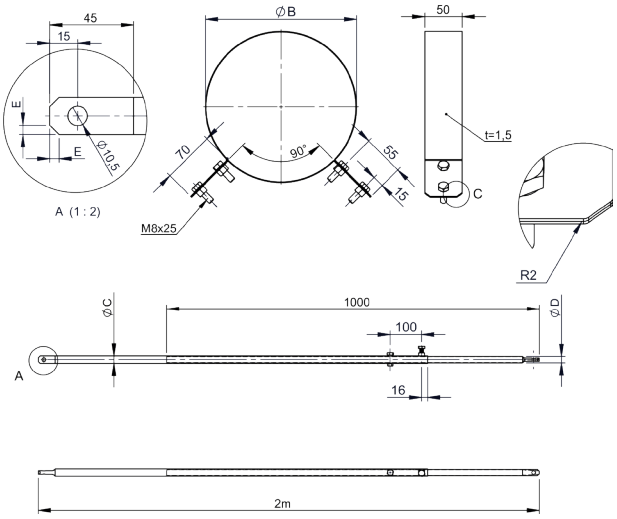

DW191/3.0

2-Punkt-Abspannung mit Rundrohr verstellbar
bis 3000mm

für Ø	Code	A	B	C	D	E	F	G	H	kg
080	DW191080/3.0		145	20	17.2	5				6.23
100	DW191100/3.0		165	20	17.2	5				6.25
115	DW191115/3.0		180	20	17.2	5				6.26
130	DW191130/3.0		195	20	17.2	5				6.27
150	DW191150/3.0		215	20	17.2	5				6.29
160	DW191160/3.0		225	20	17.2	5				6.31
180	DW191180/3.0		245	20	17.2	5				6.35
200	DW191200/3.0		265	20	17.2	5				6.37
225	DW191225/3.0									
250	DW191250/3.0		315	42	38	10				7.43
300	DW191300/3.0		365	42	38	10				7.49
350	DW191350/3.0		415	42	38	10				7.56
400	DW191400/3.0		465	42	38	10				7.62

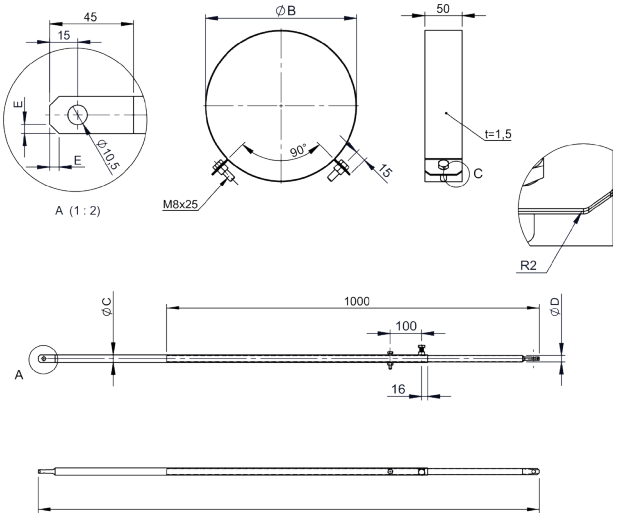

DW191/4.0

2-Punkt-Abspannung mit Rundrohr verstellbar
bis 4000mm

für Ø	Code	A	B	C	D	E	F	G	H	kg
130	DW191130/4.0		195							9.27
150	DW191150/4.0		215							9.29
160	DW191160/4.0		225							9.31
180	DW191180/4.0		245							9.35
200	DW191200/4.0		265							9.37
225	DW191225/4.0									
250	DW191250/4.0		315							9.43
300	DW191300/4.0		365							9.49
350	DW191350/4.0		415							9.56
400	DW191400/4.0		465							9.62

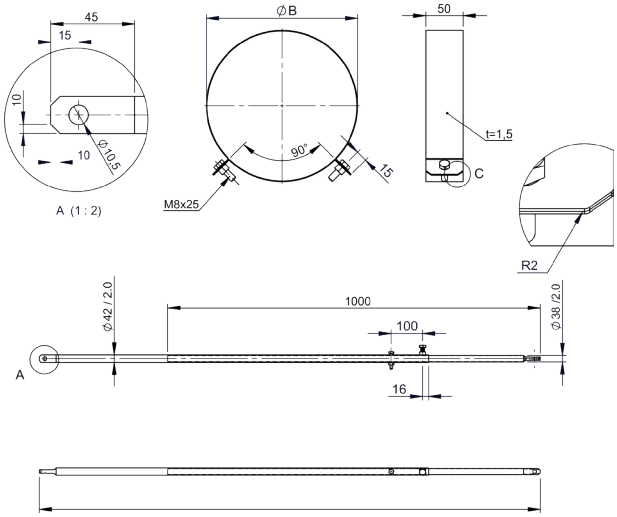

DW193/2.0

2-Punkt-Abspannung mit Rundrohr verstellbar
bis 2000mm

für Ø	Code	A	B	C	D	E	F	G	H	kg
080	DW193080/2.0	145								4.93
100	DW193100/2.0	165								4.95
115	DW193115/2.0	180								4.96
130	DW193130/2.0	195								4.97
150	DW193150/2.0	215								4.99
160	DW193160/2.0	225								5.11
180	DW193180/2.0	245								5.15
200	DW193200/2.0	265								5.17

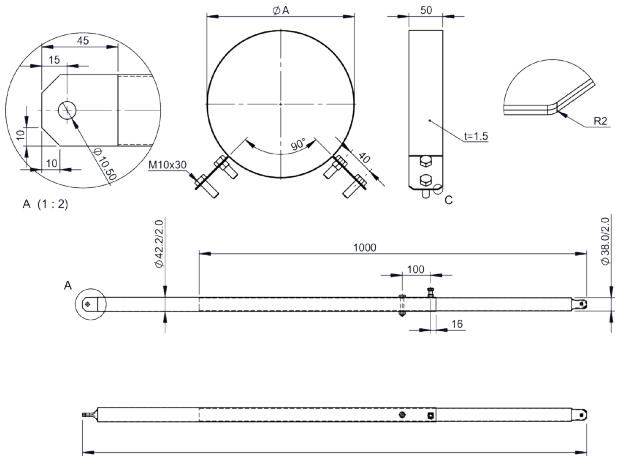

DW193/3.0

2-Punkt-Abspannung mit Rundrohr verstellbar
bis 3000mm

für Ø	Code	A	B	C	D	E	F	G	H	kg
080	DW193080/3.0	145								7.23
100	DW193100/3.0	165								7.25
115	DW193115/3.0	180								7.26
130	DW193130/3.0	195								7.27
150	DW193150/3.0	215								7.29
160	DW193160/3.0	225								7.31
180	DW193180/3.0	245								7.35
200	DW193200/3.0	265								7.37

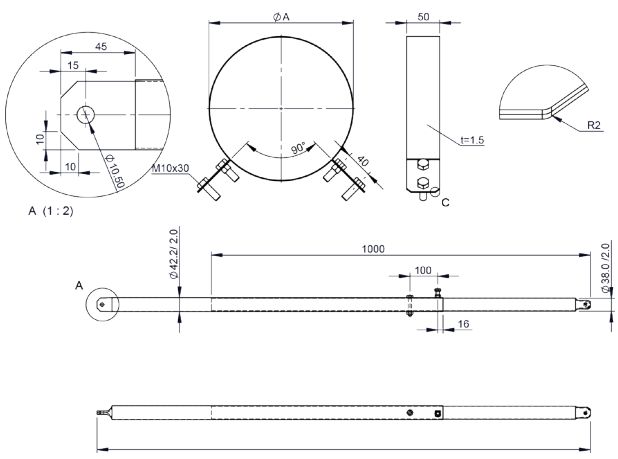

DW193/4.0

2-Punkt-Abspannung mit Rundrohr verstellbar
bis 4000mm
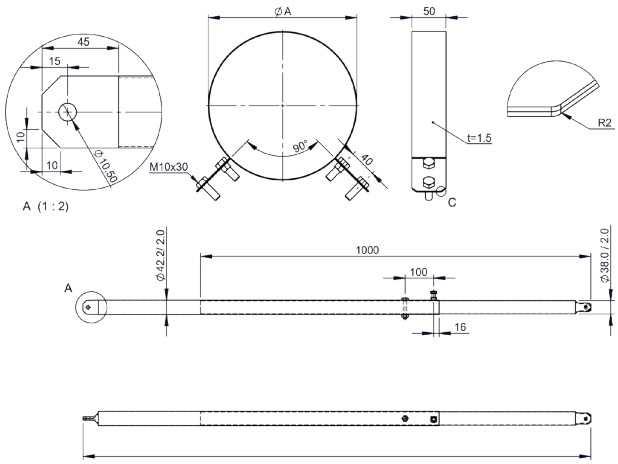
für Ø	Code	A	B	C	D	E	F	G	H	kg
080	DW193080/4.0	145								9.43
100	DW193100/4.0	165								9.45
115	DW193115/4.0	180								9.46
130	DW193130/4.0	195								9.47
150	DW193150/4.0	215								9.49
160	DW193160/4.0	225								9.51
180	DW193180/4.0	245								9.55
200	DW193200/4.0	265								9.57